

# Oregon Youth Authority

## Quick Facts



We protect the public and reduce crime by holding youth accountable and providing opportunities for reformation in safe environments.  
Data updated July 2024.

## Youth Population

**Total youth: 900**

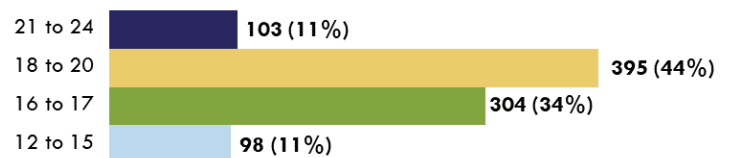
Youth in the community: **527 (59%)**

- Youth on OYA parole: **219 (24%)**
- Youth on OYA probation: **308 (34%)**

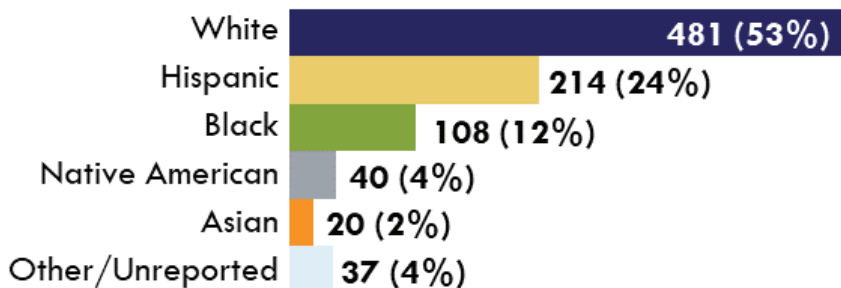
Youth in close custody: **373 (41%)**

- Juvenile commitments: **338 (38%)**
- Adult commitments (DOC): **35 (4%)**

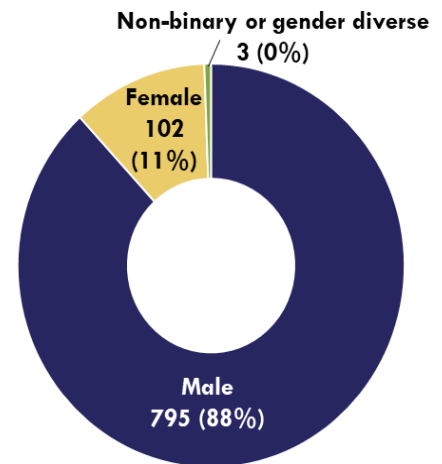
### Age



### Race



### Gender



Note: Figures may not total 100% due to rounding

## Social Characteristics

	Male	Female
Biological parent of a child	9%	8%
Diagnosed conduct disorder	31%	32%
Diagnosed mental health disorder	67%	91%
Parent used alcohol or drugs	64%	75%
Past suicide behavior	13%	25%
History of abuse or neglect	54%	77%
Special education needs	33%	25%
Substance abuse or dependence	56%	66%

OYA Youth Biopsychosocial Summary 2022

## Recidivism\*

Includes people who commit a new offense within 36 months of commitment to OYA probation, release to OYA parole, or release to adult post-prison supervision from July 1, 2018 to June 30, 2019.

OYA Probation: **14.4%**

OYA Parole: **18.0%**

DOC Post-Prison Supervision: **22.6%**

\*2023 reported data. OYA is adjusting the process used to generate recidivism reports. This document will be updated when recidivism figures are available.

## Average Length-of-Stay in Close Custody

Youth committed as juveniles

**Average stay:** 354 days

**Median stay:** 301 days

Youth committed as adults (DOC)

**Average stay:** 1,545 days

**Median stay:** 1,348 days

## Racial Disparities in the Juvenile Justice System

OYA is dedicated to addressing these disparities by centering race in all of our work.

Our goals are to:

- Improve outcomes for marginalized youth
- Diversify and support the agency's workforce
- Address systemic inequities and embed equity in our business operations

Race/Ethnicity	All Oregon Youth	OYA Youth		OYA Staff
		Community Supervision	Close-Custody Facilities	
African American	4%	12%	12%	6%
Asian/Pacific Islander	6%	2%	2%	6%
Hispanic	23%	23%	24%	15%
Native American	1%	3%	6%	4%
White	66%	55%	51%	66%
Other/Unreported	—	4%	4%	3%

## OYA Overview

### 2023-25 Legislatively Approved Budget

General Fund: **\$418.8 million**

Total Funds: **\$500.7 million**

Facility programs: **43%**

Community programs: **34%**

Program support: **11%**

Agency-wide: **3%**

Debt service: **4%**

Capital projects: **5%**

### Staff

Employees: **914**

Represented total: **763**

- SEIU: **683**

- AFSCME: **80**

Management/unrepresented: **151**

### Total Operating Capacity

Close Custody Beds: **407**

Youth Correctional Facilities (YCF): **347**

- Eastern Oregon YCF: **36**
- MacLaren YCF: **187**
- Oak Creek YCF: **42**
- Rogue Valley YCF: **50**
- Tillamook YCF: **32**

Transition Programs: **60**

- Camp Florence: **16**
- Camp Tillamook: **16**
- Camp Riverbend: **16**
- Jackie Winters Transition Program: **12**

### Community Supervision

- 214 youth live in community programs
- 31 residential programs
- 69 OYA foster or proctor homes
- 16 field offices for youth on parole or probation