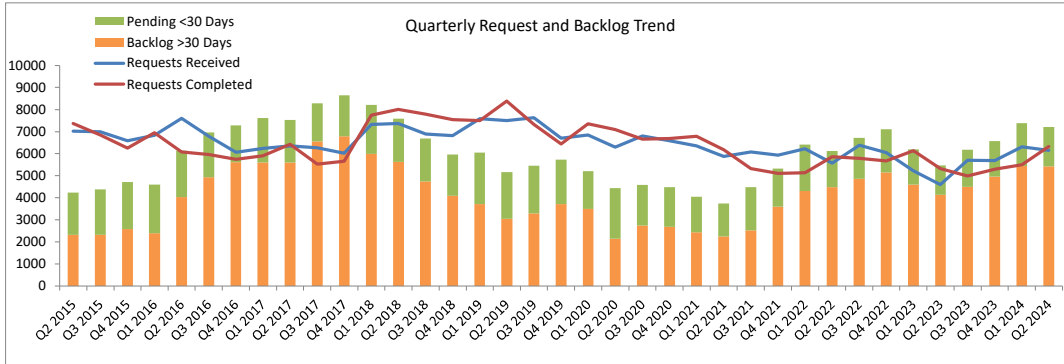
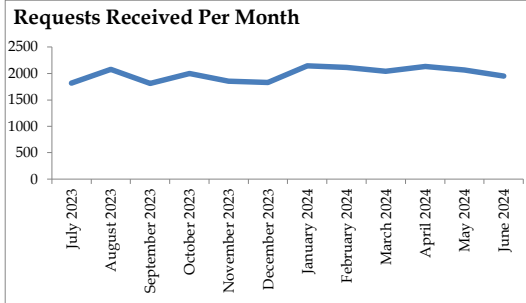
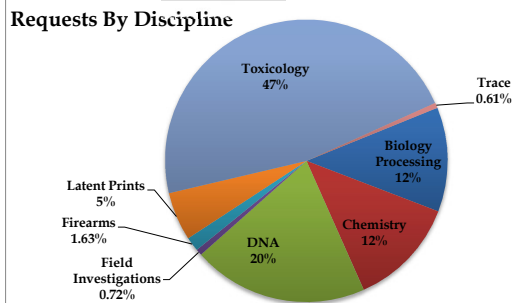
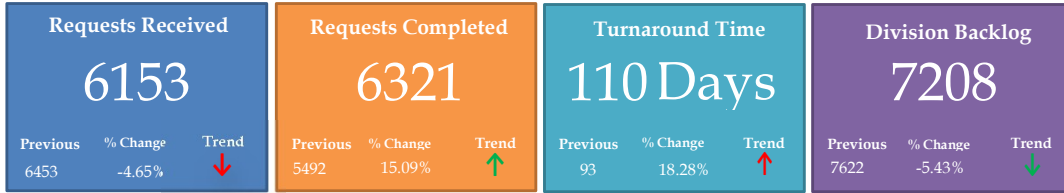


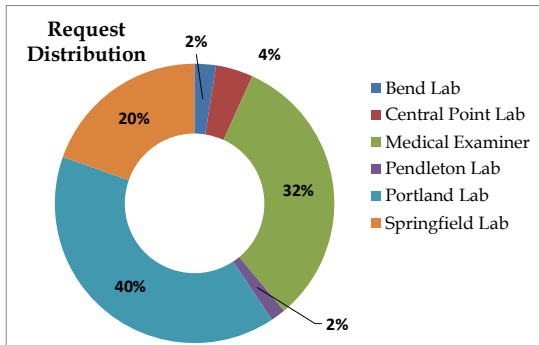
Forensic Division Summary

for Q2 2024



Laboratory Stats

Laboratory	New Requests Received	Requests Completed	Average Turnaround Time (Days)	Pending Requests
Bend Lab	151	120	122	194
Central Point Lab	267	337	68	160
Medical Examiner	1978	2519	80	1566
Pendleton Lab	105	45	219	187
Portland Lab	2446	2042	132	4097
Springfield Lab	1206	1258	76	1004



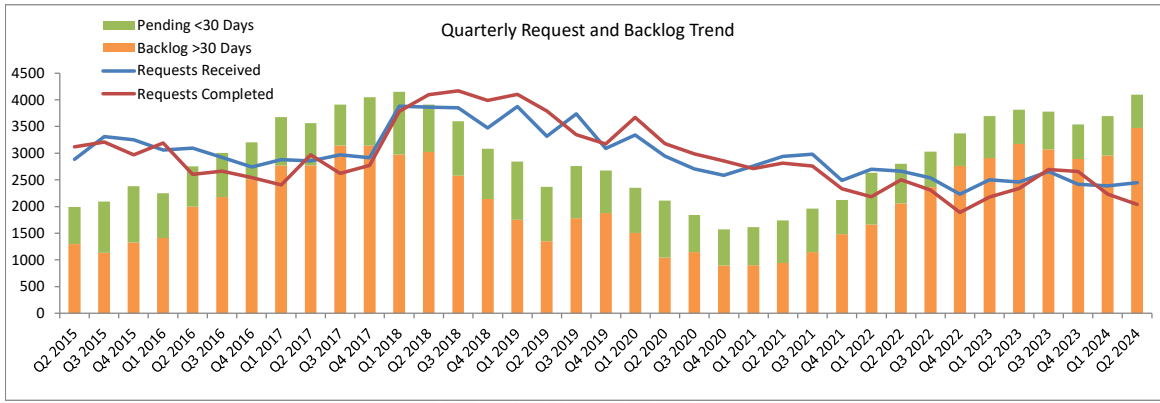
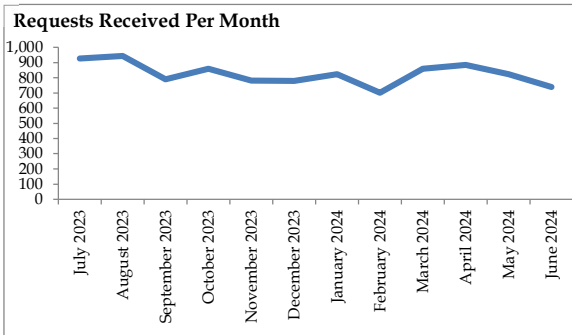
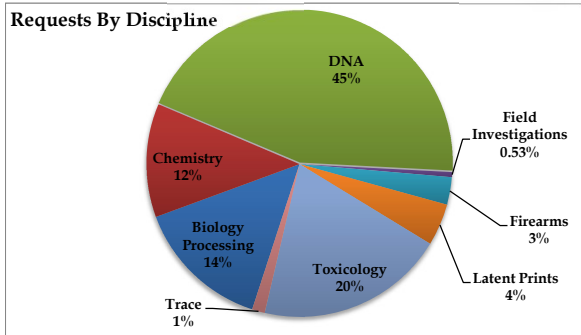
Discipline Stats

Discipline	New Requests Received	Requests Completed	Average Turnaround Time (Days)	Pending Requests
Arson	22	30	40	12
Biology Processing	611	703	66	359
Blood Alcohol	71	270	77	61
Blood Volatiles	987	888	69	807
Cannabis Determination	16	43	51	6
CODIS Confirmation	151	153	0	0
Controlled Substances	564	503	39	309
DNA	983	635	130	1951
FA Advance	40	35	68	49
FA Processing	6	7	112	29
Fibers	1	1	725	7
Field Investigations	46	43	47	26
Field Investigations-In Lab	6	8	116	3
Hair	3	3	553	15
Impressions	0	3	390	0
LP Comparison	100	144	143	102
LP Impressions	3	1	755	18
LP Processing	225	198	86	218
Miscellaneous	5	2	112	10
Paint	3	3	82	2
Physical Fit	1	1	22	1
Proximity Testing/GSR	1	0		1
Serial Number Restoration	7	7	139	19
TM - Processing	2	3	39	0
TOX Ante-mortem	474	683	274	1196
TOX Post Mortem	264	957	121	238

Portland Lab Summary

for Q2 2024

Requests Received <h1 style="color: white;">2446</h1> <p>Previous: 2418 % Change: 1.2% Trend: ↑</p>	Requests Completed <h1 style="color: white;">2042</h1> <p>Previous: 2230 % Change: -8.4% Trend: ↓</p>	Total Turnaround Time <h1 style="color: white;">132 Days</h1> <p>Previous: 105 % Change: 25.3% Trend: ↑</p>	Pending Requests <h1 style="color: white;">4097</h1> <p>Previous: 3768 % Change: 8.7% Trend: ↑</p>
--	--	--	---

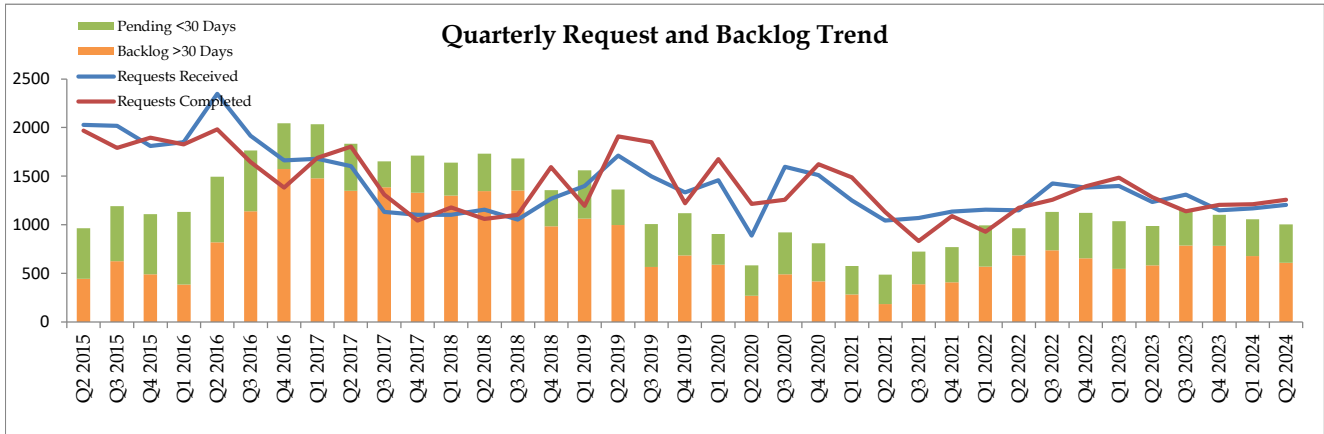
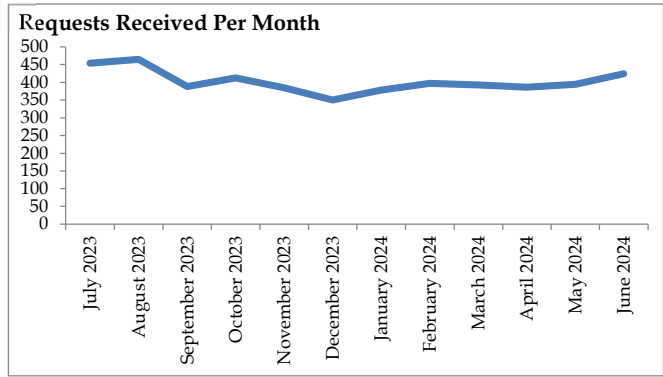
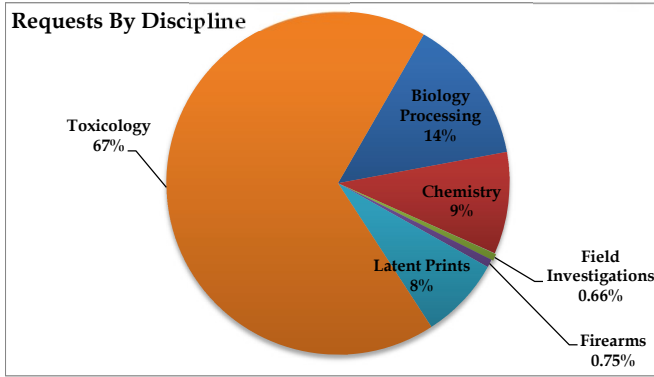
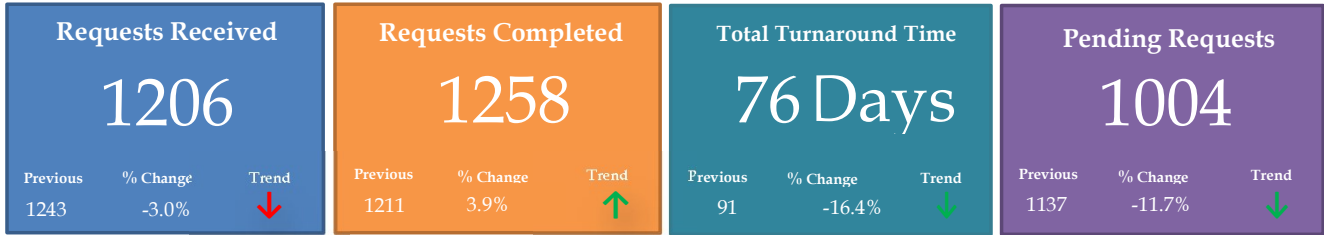


Discipline Stats

Discipline	New Requests Received	Requests Completed	Average Turnaround Time (Days)	Pending Requests
Arson	20	24	50	10
Biology Processing	351	381	39	150
Cannabis Determination	5	1	19	7
CODIS Confirmation	175	172	3	3
Controlled Substances	287	227	159	410
DNA	910	827	197	2585
FA Advance	61	38	132	116
FA Processing	4	2	316	23
Fibers	2	1	410	7
Field Investigations	12	8	28	9
Field Investigations-In Lab	1	3	270	1
Hair	4	1	10	19
LP Comparison	37	28	54	34
LP Impressions	1	3	327	15
LP Processing	70	115	104	48
Miscellaneous	7	8	146	10
Paint	3	2	152	5
Physical Fit	3	1	187	6
Proximity Testing/GSR	2	0		4
Serial Number Restoration	4	1	406	29
TOX Ante-mortem	485	199	78	604
TOX Miscellaneous	1	0		1
Trace Processing	1	0		1

Springfield Lab Summary

for Q2 2024

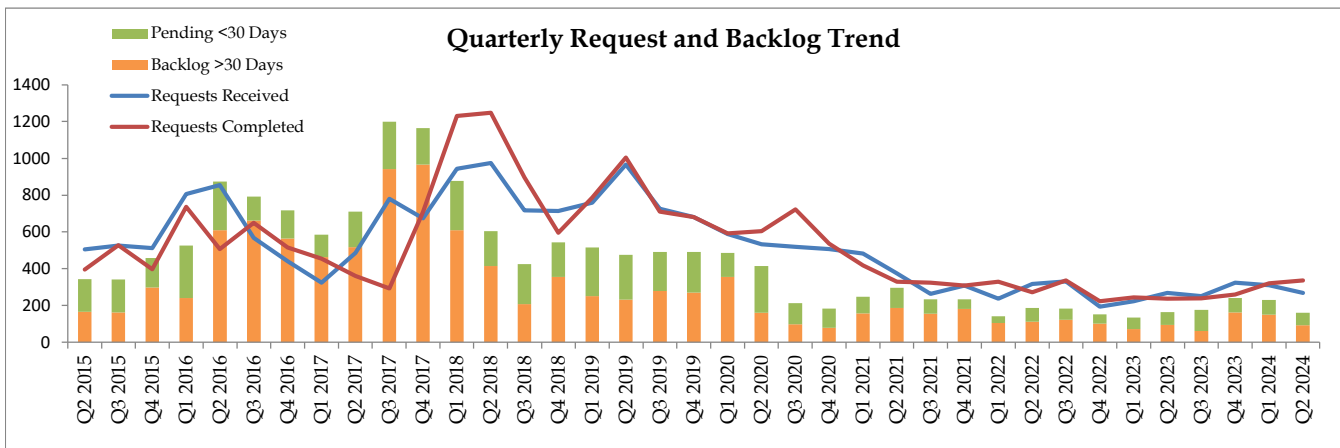
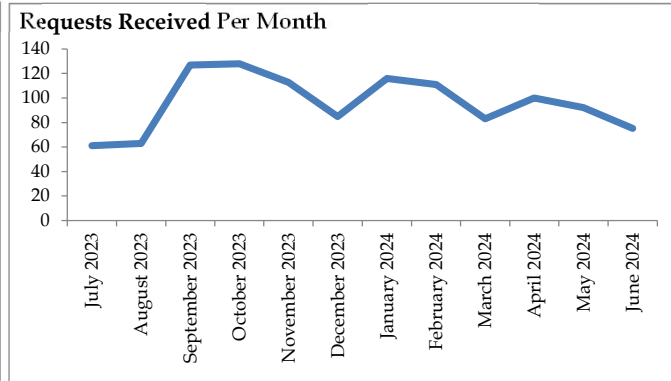
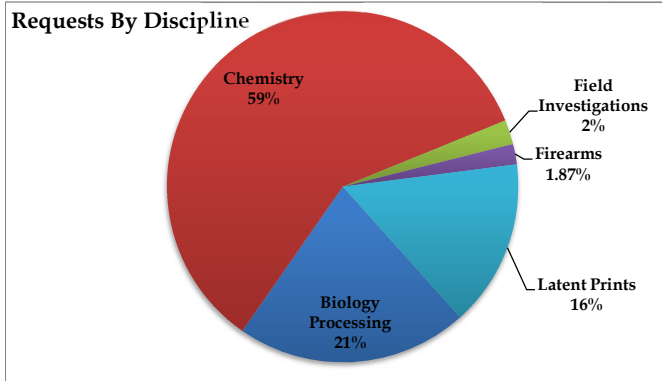
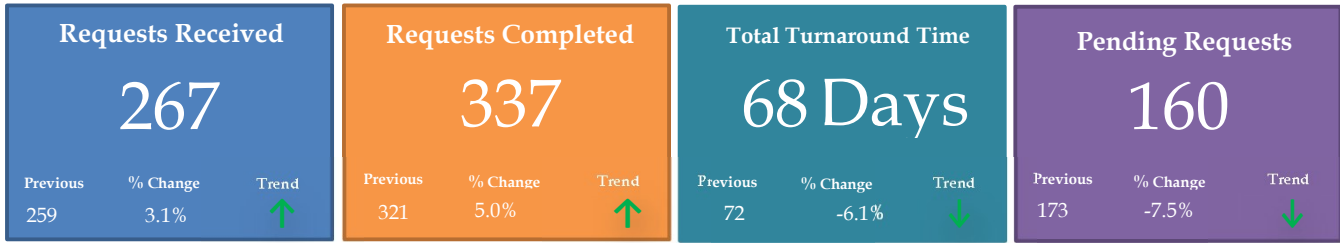


Discipline Stats

Discipline	New Requests Received	Requests Completed	Average Turnaround Time (Days)	Pending Requests
Biology Processing	166	202	41	52
Blood Volatiles	814	852	85	770
Cannabis Determination	14	7	28	10
Controlled Substances	102	94	54	71
FA Processing	9	4	49	17
Field Investigations	7	6	23	3
Field Investigations-In Lab	1	1	606	1
LP Comparison	29	20	128	29
LP Processing	64	72	86	51

Central Point Lab Summary

for Q2 2024

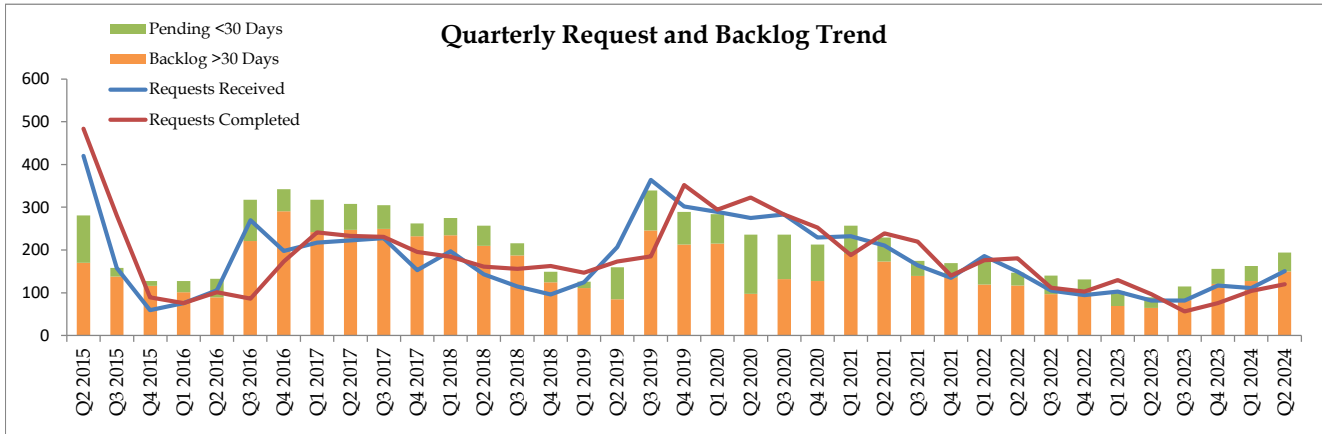
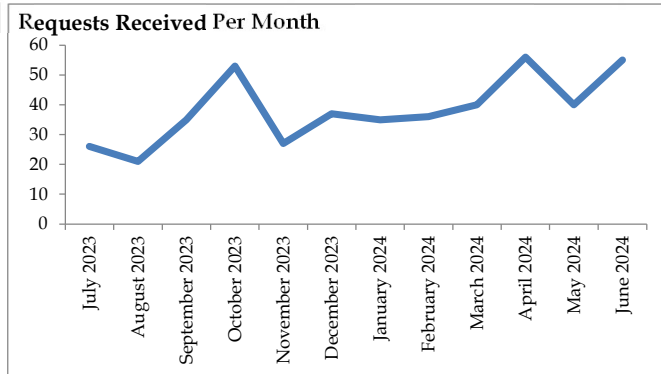
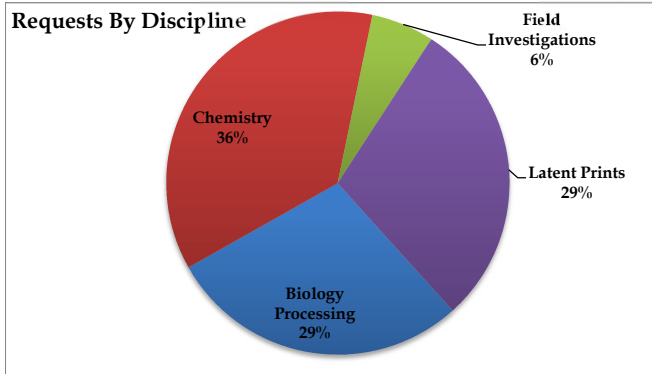


Discipline Stats

Discipline	New Requests Received	Requests Completed	Average Turnaround Time (Days)	Pending Requests
Biology Processing	57	64	45	19
Controlled Substances	158	208	63	110
FA Processing	0	5	176	0
Field Investigations	5	2	25	4
Field Investigations-In Lab	1	1	28	0
LP Comparison	21	23	47	10

Bend Lab Summary

for Q2 2024

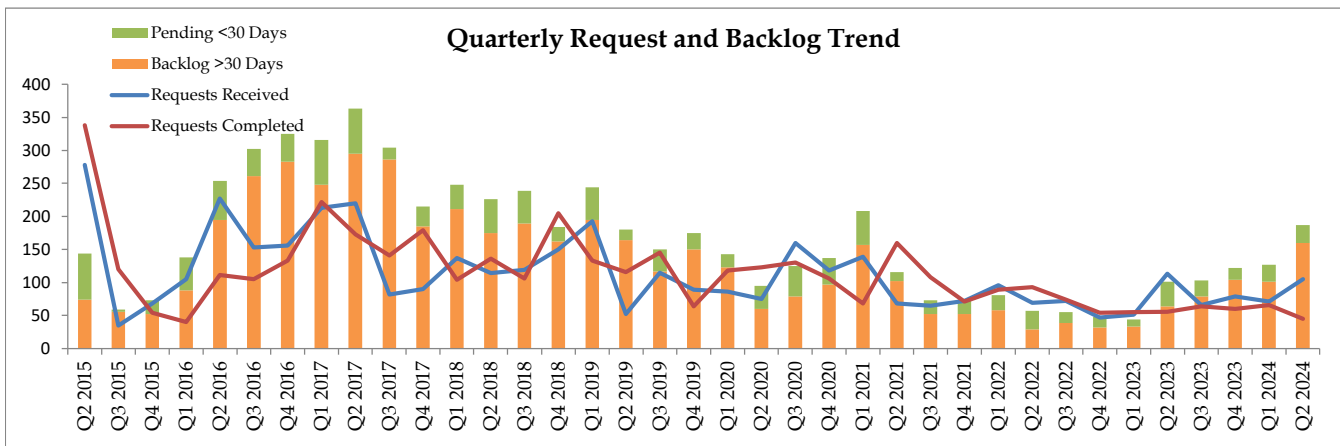
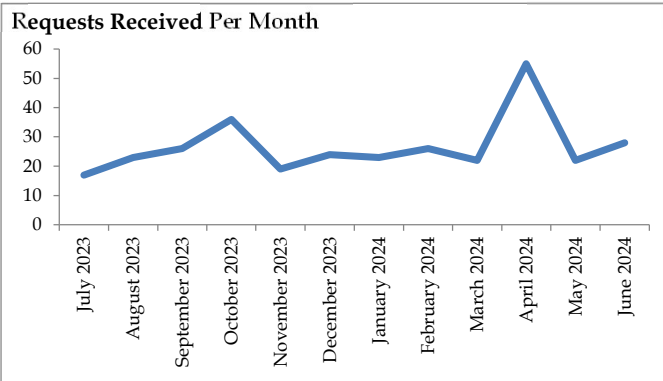
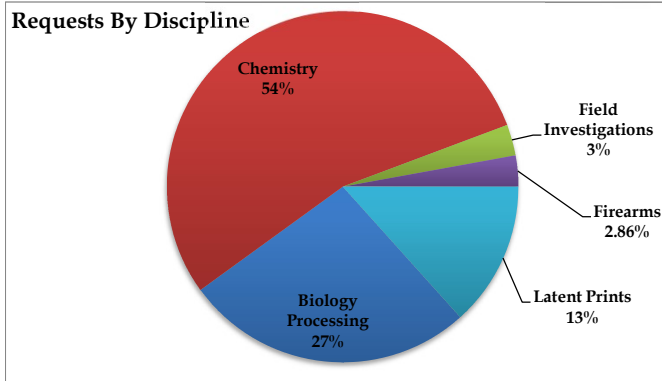
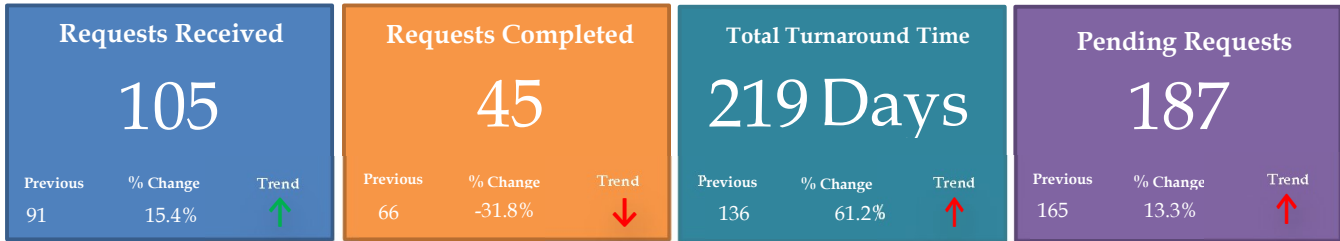


Discipline Stats

Discipline	New Requests Received	Requests Completed	Average Turnaround Time (Days)	Pending Requests
Biology Processing	43	10	27	43
Controlled Substances	55	55	167	87
Field Investigations	7	5	256	19
Field Investigations-In Lab	2	2	55	1
LP Comparison	28	38	74	22
LP Processing	16	10	97	22

Pendleton Lab Summary

for Q2 2024

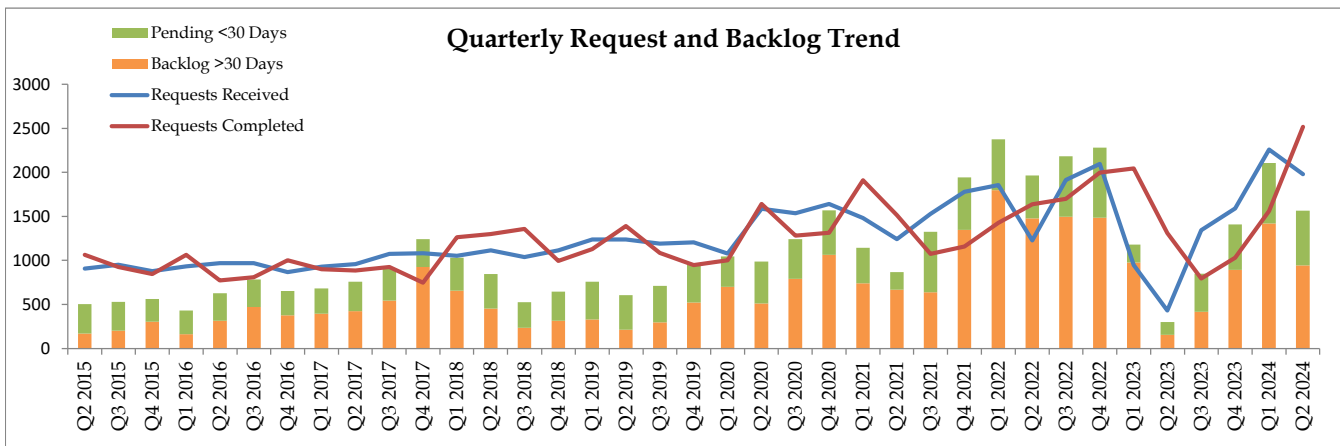
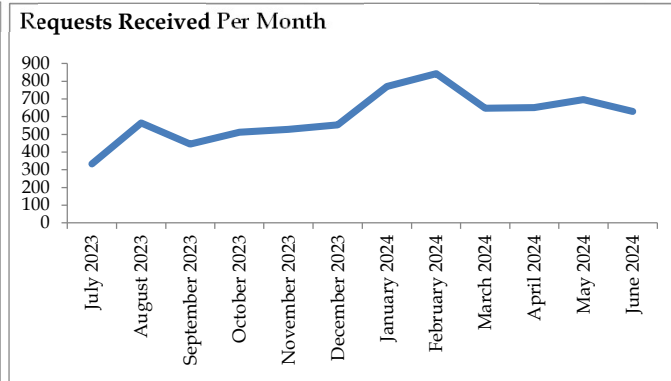
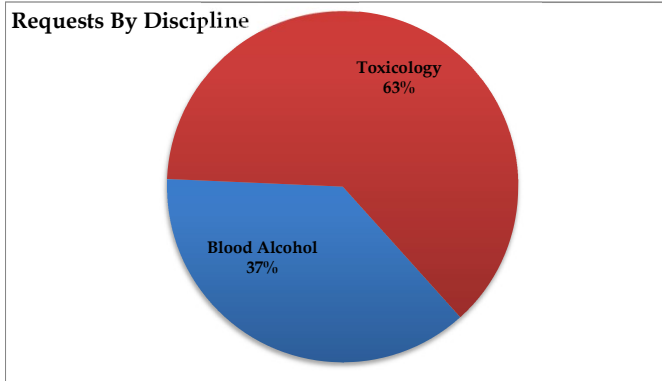
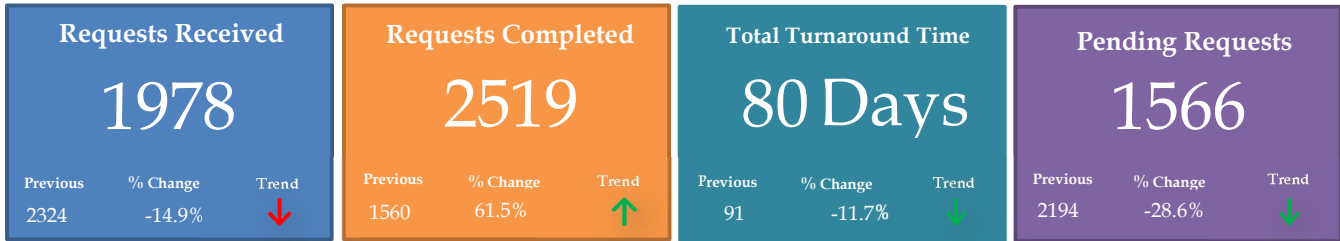


Discipline Stats

Discipline	New Requests Received	Requests Completed	Average Turnaround Time (Days)	Pending Requests
Biology Processing	28	23	82	27
Controlled Substances	57	13	199	126
FA Processing	3	2	462	4
Field Investigations	3	3	1389	4
Field Investigations-In Lab	0			1
LP Processing	14	4	75	25

Medical Examiner Summary

for Q2 2024



Discipline Stats

Discipline	New Requests Received	Requests Completed	Average Turnaround Time (Days)	Pending Requests
Blood Volatiles	739	910	47	324
TOX External Lab Service	2	2	17	0
TOX Post Mortem	1237	1605	99	1242