

## SAFETY PROMISES: COMPLETE THE CHECKLIST BELOW.

It's important to plan what to do in case of a home fire, because fires burn fast and smoke is dangerous. You only have a few minutes to get out safely. Planning and practicing a home fire escape plan is a great way to help keep you and your family safe.

- Now that I have a home fire escape plan, I will ask my family to **practice** it with me.
- If there is a fire in my home, I will not hide. **I will go outside and stay at my meeting place.**
- I know to call 911** from a safe place in the event of an emergency. I also know the number for a nearby relative, friend, or neighbor who can respond quickly if my family needs help.
- I know my address.** For an emergency I call 911 and am able to tell them where to send help.
- I will not touch matches or lighters.** In fact, I won't even pick them up. If I find matches or a lighter, I will tell an adult.

### I PLEDGE TO BE PREPARED FOR FIRE RISKS BY HAVING A HOME FIRE ESCAPE PLAN.

#### BY MAKING THIS PLEDGE I'M COMMITTING TO:


1. Make and practice a home fire escape plan.
2. Know to call 911 in case of an emergency.
3. Know my address and emergency contact information.

I pledge to do these things to help keep myself and my family safe from home fires.

Signature



Date



# HOME FIRE ESCAPE PLANNING

## COMPLETE THE ACTIVITIES INSIDE TO PREPARE FOR HOME FIRES



OREGON STATE FIRE MARSHAL  
YOUTH FIRE SAFETY PROGRAM

503-934-8228 | osfmce@osfm.oregon.gov | fb.com/OregonStateFireMarshal

# IN CASE OF A HOME FIRE, IT'S IMPORTANT TO KNOW 2 WAYS OUT.

## WHEN THE ALARM SOUNDS . . . KNOW 2 WAYS OUT.

During a home fire, you only have a few minutes to get out safely. It's important to create a home fire escape plan with your family to keep everyone safe.

### STEP 1: WRITE DOWN EACH ROOM OF YOUR HOME.

*Sister's bedroom*  
\_\_\_\_\_  
\_\_\_\_\_  
\_\_\_\_\_

### STEP 2: WHAT ARE 2 WAYS OUT OF EACH ROOM?

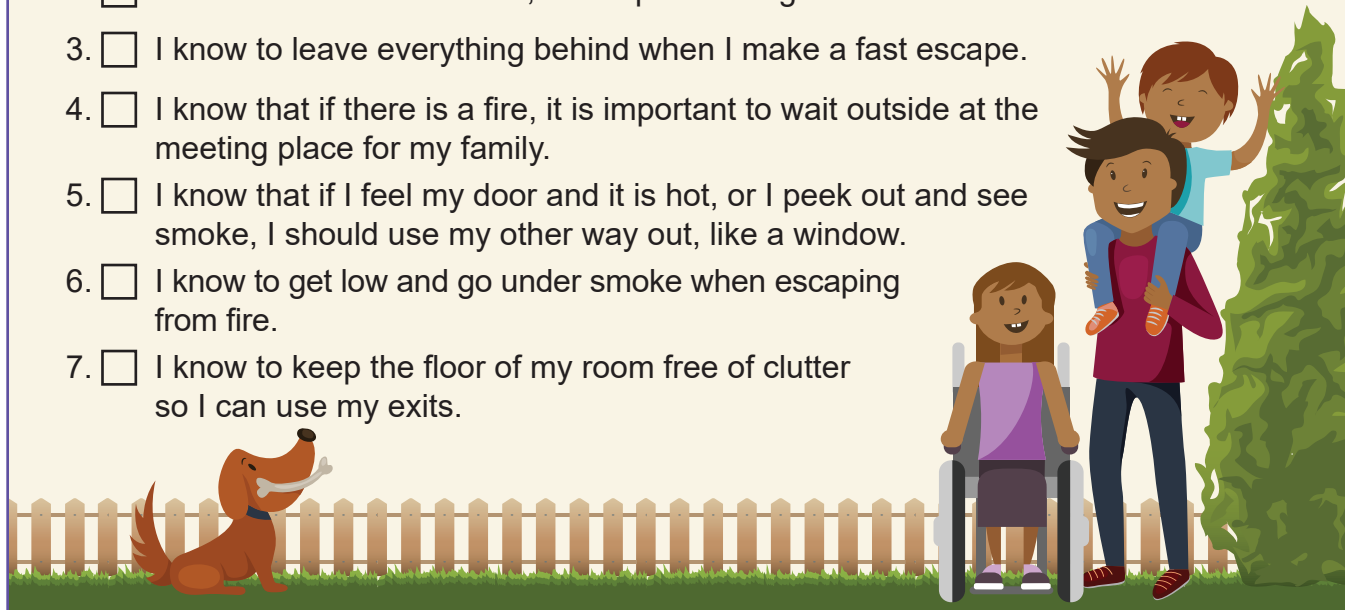
*Door Window by bed*  
\_\_\_\_\_  
\_\_\_\_\_  
\_\_\_\_\_

### STEP 3: PICK AN OUTSIDE MEETING PLACE IN THE FRONT OF THE HOUSE AND WRITE IT ON THE LINE TO THE RIGHT.

Our outside meeting place is:  
\_\_\_\_\_

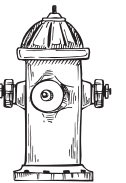
### STEP 4: COMPLETE THE CHECKLIST BELOW.

1.  I know what my smoke alarm sounds like and what to do when it goes off.
2.  I know when there is a fire, it is important to get out and close the door.
3.  I know to leave everything behind when I make a fast escape.
4.  I know that if there is a fire, it is important to wait outside at the meeting place for my family.
5.  I know that if I feel my door and it is hot, or I peek out and see smoke, I should use my other way out, like a window.
6.  I know to get low and go under smoke when escaping from fire.
7.  I know to keep the floor of my room free of clutter so I can use my exits.



## Test My Home Fire Escape Knowledge

CONNECT THE FOLLOWING EMERGENCIES TO THE CORRECT RESPONSE.



Numbers to memorize for emergencies

How to travel beneath smoke

Location to wait for family and help

Tools, not toys

What to do when the smoke alarm sounds

**MEETING PLACE**

**GET LOW AND GO**

**GET OUT AND STAY OUT**

**MY PHONE NUMBER AND ADDRESS**

**MATCHES AND LIGHTERS**

## DO YOU KNOW 2 WAYS OUT AT OTHER PLACES YOU GO?



You are at the library for reading time. In the event of a fire, what are 2 ways you could get out?


**1ST WAY** \_\_\_\_\_

**2ND WAY** \_\_\_\_\_

Imagine you've stayed to participate in Robotics Club in the school cafeteria. If there was a fire, what are 2 ways that you would get out of the building?

**1ST WAY** \_\_\_\_\_

**2ND WAY** \_\_\_\_\_



While at a friend's apartment, the smoke alarm begins to go off. Can you write down 2 ways to get out of the apartment safely?

**1ST WAY** \_\_\_\_\_

**2ND WAY** \_\_\_\_\_