

Oregon Heritage Vitality Study

November 2024

Organization Profiles



School of Planning, Public
Policy and Management
Institute for Policy
Research and Engagement



**OREGON
HERITAGE**
oregonheritage.org





Organization Type





ARCHIVES

Archival and Library Organizations

TOP CURRENT CONCERNS

- 1 BALANCING BEST PRACTICES WITH LACK OF CAPACITY
- 2 LIMITED STORAGE SPACE FOR COLLECTIONS
- 3 KEEPING HERITAGE RELEVANT

HAVE PUBLIC FACING OPERATIONS



BARRIERS TO COLLABORATION

- CAPACITY
- TIME
- FUNDING

TOP EMERGING CONCERNS

- 1 FACILITIES ISSUES
- 2 PROACTIVE COLLECTING OF MATERIALS
- 3 UNSTABLE VOLUNTEER CORPS

TOP RESOURCES IN PERIL

HISTORIC DOCUMENTS + IMAGES

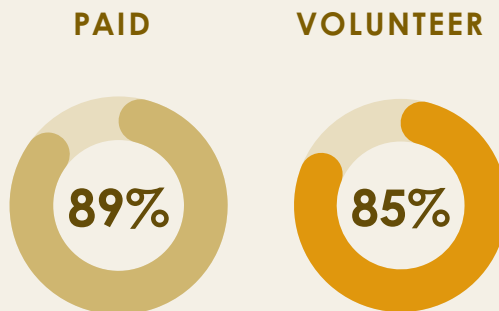
INDIGENOUS LANGUAGES

HISTORIC PUBLIC RECORDS

21 total archive organizations out of

259 total organizations surveyed

STAFFING





ARCHIVES

Archival and Library Organizations

TOP SOURCES OF FUNDING

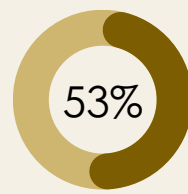
65% Individual donations

57% Private Grants

48% Public Grants

COST SAVINGS

Types of Cost Saving



organizations that engage in cost saving practices

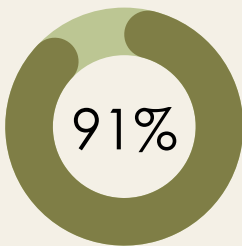
1st Reduced Operational Hours

2nd Delays in building + maintenance

3rd Reduction in Staff Hours


GRANTS

Organizations that Apply



Success Rate

The n= refers to how many answered this question



OPERATIONAL BUDGET





MUSEUMS

All types of museum organizations

TOP CURRENT CONCERNS

- 1 KEEPING HERITAGE RELEVANT
- 2 VOLUNTEER + STAFF BURNOUT
- 3 BALANCING BEST PRACTICES WITH LACK OF CAPACITY

HAVE PUBLIC FACING OPERATIONS



BARRIERS TO COLLABORATION

- CAPACITY
- TIME
- FUNDING

TOP EMERGING CONCERNS

- 1 FACILITIES ISSUES
- 2 UNSTABLE VOLUNTEER CORPS
- 3 TENSIONS OVER IDENTITIES REPRESENTED

TOP RESOURCES IN PERIL

HISTORIC DOCUMENTS + IMAGES

MUSEUM COLLECTIONS

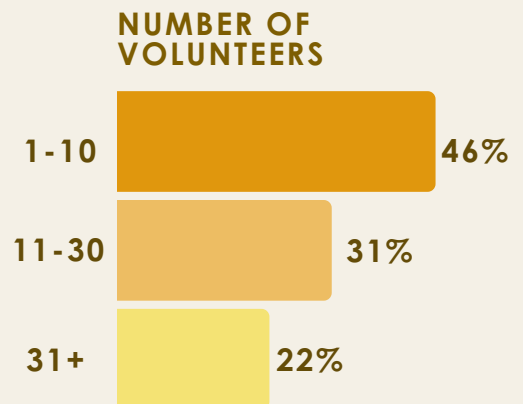
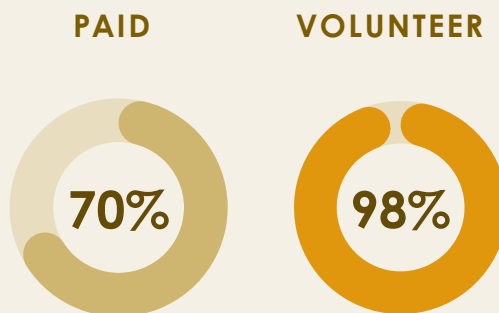
INDIGENOUS LANGUAGES

79 total museum organizations

out of

259 total organizations surveyed

STAFFING





MUSEUMS

All types of museum organizations

TOP SOURCES OF FUNDING

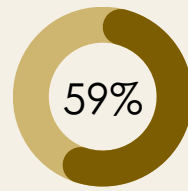
93% Individual donations

65% Membership Program

64% Private Grants

COST SAVINGS

Types of Cost Saving



organizations that engage in cost saving practices

- 1st Delays in building + maintenance
- 2nd Reductions in Operational Hours
- 3rd Reduction in Programming

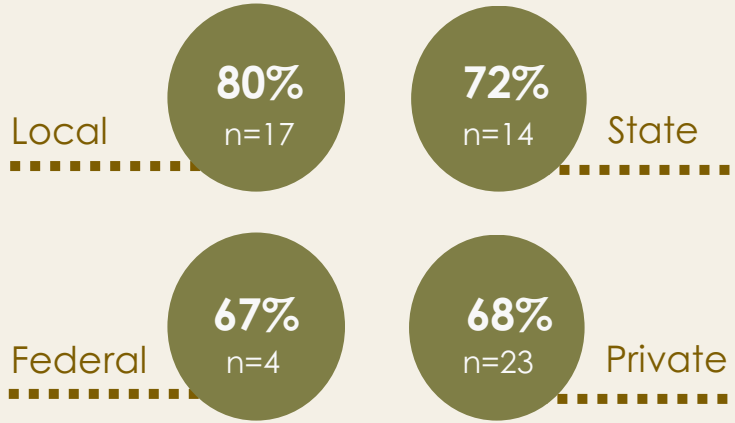
GRANTS

Organizations that Apply



Success Rate

The n= refers to how many answered this question



OPERATIONAL BUDGET





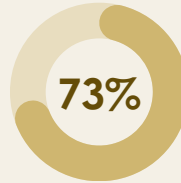
PLACE-BASED

Place-Based Organizations

TOP CURRENT CONCERNS

- 1 MAINTAINING HISTORIC STRUCTURES
- 2 BALANCING COMMUNITY NEEDS WITH HERITAGE GOALS
- 3 UNSTABLE PUBLIC FUNDING

HAVE PUBLIC FACING OPERATIONS



BARRIERS TO COLLABORATION

- CAPACITY
- TIME
- FUNDING

TOP EMERGING CONCERNS

- 1 FACILITIES ISSUES
- 2 UNSTABLE VOLUNTEER CORPS
- 3 FEWER EMERGING PROFESSIONALS

TOP RESOURCES IN PERIL

HISTORIC DOWNTOWN BUILDINGS

HISTORIC HOMES

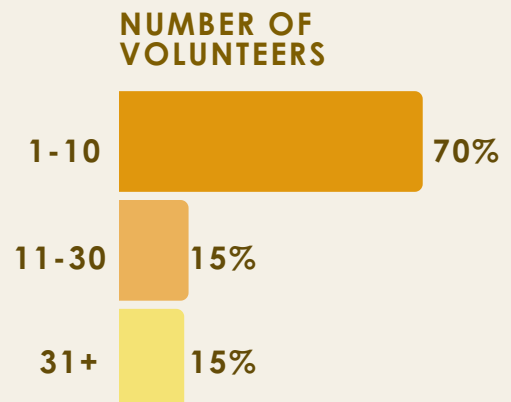
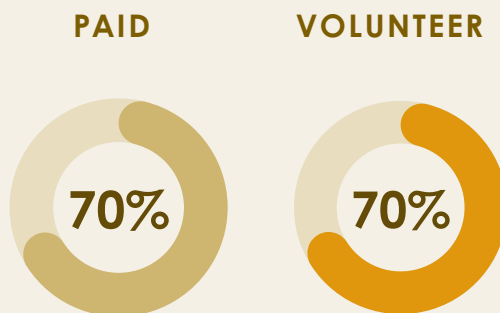
TRADITIONAL CULTURAL SITES

29 total place based organizations

out of

259 total organizations surveyed

STAFFING





PLACE-BASED

Place-Based Organizations

TOP SOURCES OF FUNDING

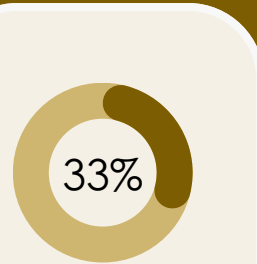
36% Individual donations

29% Public Grants

25% Public Support

COST SAVINGS

Types of Cost Saving

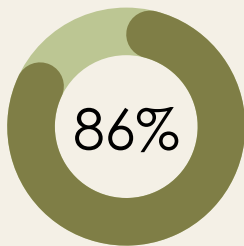


organizations that engage in cost saving practices

- 1st Reduction in Community Outreach
- 2nd Delays in Building + Maintenance
- 3rd Reduction in programming

GRANTS

Organizations that Apply



Success Rate

The n= refers to how many answered this question



OPERATIONAL BUDGET





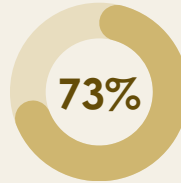
THIRD PARTY

Consultants, freelancers, and advocacy groups

TOP CURRENT CONCERNS

- 1 KEEPING HERITAGE RELEVANT
- 2 BALANCING COMMUNITY NEEDS WITH HERITAGE GOALS
- 3 UNSTABLE PUBLIC FUNDING

HAVE PUBLIC FACING OPERATIONS



BARRIERS TO COLLABORATION

- FUNDING
- TIME
- CAPACITY

TOP EMERGING CONCERNS

- 1 FACILITIES ISSUES
- 2 UNSTABLE VOLUNTEER CORPS
- 3 FEWER EMERGING PROFESSIONALS

TOP RESOURCES IN PERIL

HISTORIC HOMES

AGRICULTURAL STRUCTURES

HISTORIC PHOTOS, FILM, + DOCUMENTS

25 total third party organizations

out of

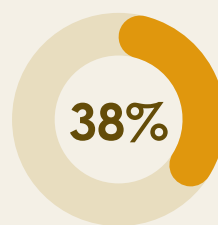
259 total organizations surveyed

STAFFING

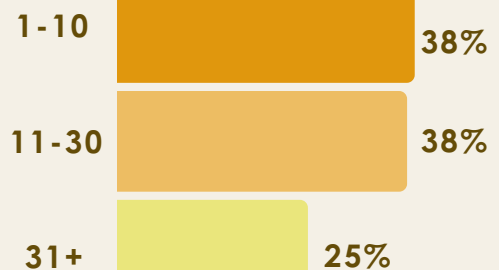
PAID



VOLUNTEER



NUMBER OF VOLUNTEERS

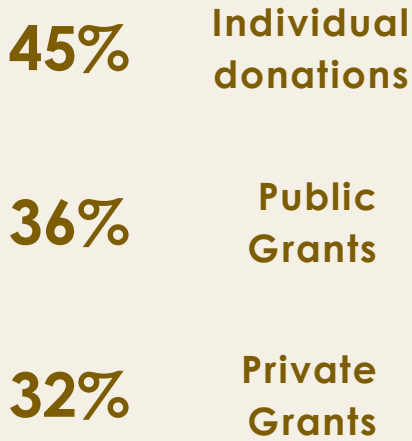




THIRD PARTY

Consultants, freelancers, and advocacy groups

TOP SOURCES OF FUNDING



COST SAVINGS

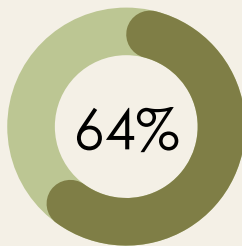
Types of Cost Saving



- 1st Reduction in Community Outreach
- 2nd Reductions in Staff Hours
- 3rd Reduction in Programming


GRANTS

Organizations that Apply

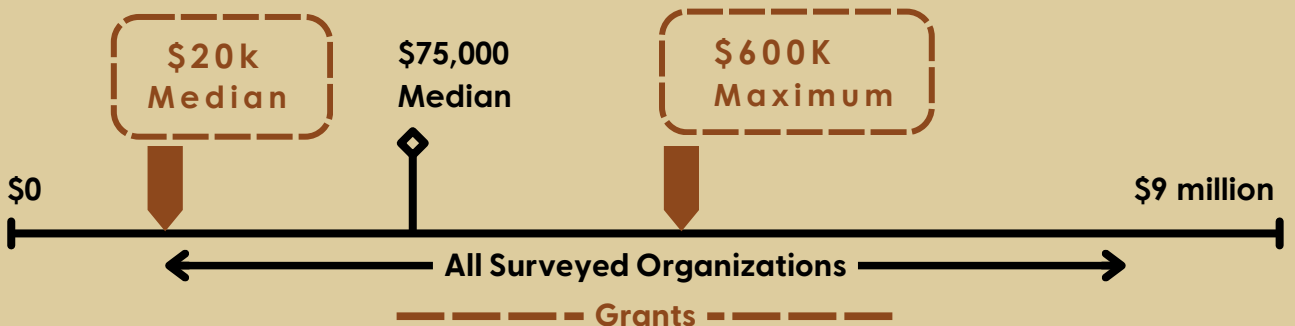


Success Rate

The n= refers to how many answered this question



OPERATIONAL BUDGET





Governance Type





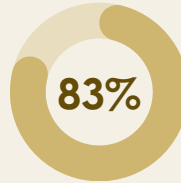
NON PROFITS

Organizations operating as a 501(c)3 or other type of non profit

TOP CURRENT CONCERNS

- 1 KEEPING HERITAGE RELEVANT
- 2 VOLUNTEER + STAFF BURNOUT
- 3 MAINTAINING HISTORIC STRUCTURES

HAVE PUBLIC FACING OPERATIONS



BARRIERS TO COLLABORATION

- CAPACITY
- TIME
- FUNDING

TOP EMERGING CONCERNS

- 1 FACILITIES ISSUES
- 2 UNSTABLE VOLUNTEER CORPS
- 3 ROLE OF HERITAGE IN MODERN COMMUNITY ISSUES

TOP RESOURCES IN PERIL



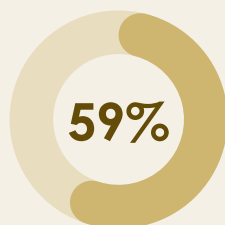
93 total non profit organizations

out of

259 total organizations surveyed

STAFFING

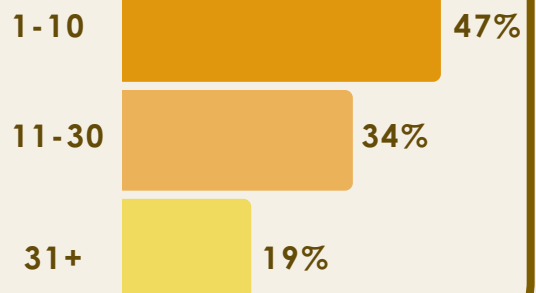
PAID



VOLUNTEER



NUMBER OF VOLUNTEERS





NON PROFITS

Organizations operating as a 501(c)3 or other type of non profit

TOP SOURCES OF FUNDING

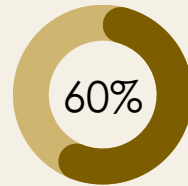
95% Individual Donations

67% Private Grants

62% Membership Programs

COST SAVINGS

Types of Cost Saving



organizations that engage in cost saving practices

1st

Delays in building + ground maintenance

2nd

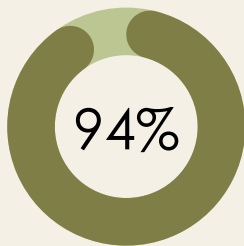
Reduction in community outreach

3rd

Reduced operational hours

GRANTS

Organizations that Apply



Success Rate

The n= refers to how many answered this question

Local

83%

n=19

75%

n=21

State

Federal

82%

n=6

67%

n=34

Private

OPERATIONAL BUDGET





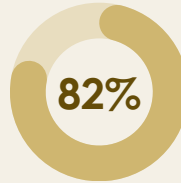
GOVERNMENT

Federal, state, local, or tribal organizations

TOP CURRENT CONCERNS

- 1 BALANCING BEST PRACTICES WITH LACK OF CAPACITY
- 2 UNSTABLE PUBLIC FUNDING
- 3 KEEPING HERITAGE RELEVANT

HAVE PUBLIC FACING OPERATIONS



BARRIERS TO COLLABORATION

- CAPACITY
- TIME
- FUNDING

TOP EMERGING CONCERNS

- 1 FACILITIES ISSUES
- 2 UNSTABLE VOLUNTEER CORPS
- 3 DISASTER RESILIENCE

TOP RESOURCES IN PERIL

INDIGENOUS LANGUAGES

TRADITIONAL CULTURAL SITES

HISTORIC HOMES

181 total government organizations

out of

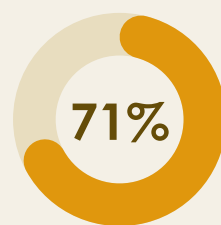
259 total organizations surveyed

STAFFING

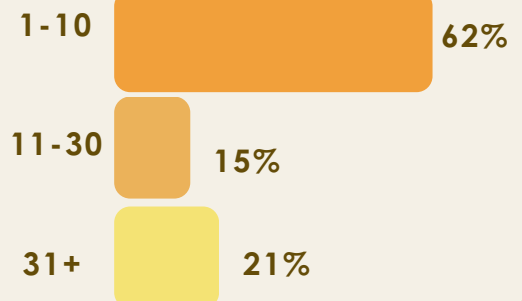
PAID



VOLUNTEER



NUMBER OF VOLUNTEERS





GOVERNMENT

Federal, state, local, or tribal organizations

TOP SOURCES OF FUNDING

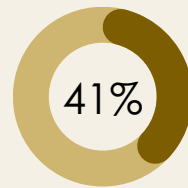
43% Public Grants

40% Individual Donations

38% Private Grants

COST SAVINGS

Types of Cost Saving



organizations that engage in cost saving practices

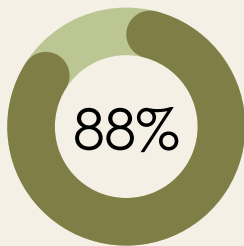
1st Reduced Operational Hours

2nd Delays in buildings + ground maintenance

3rd Reduction in programming


GRANTS

Organizations that Apply

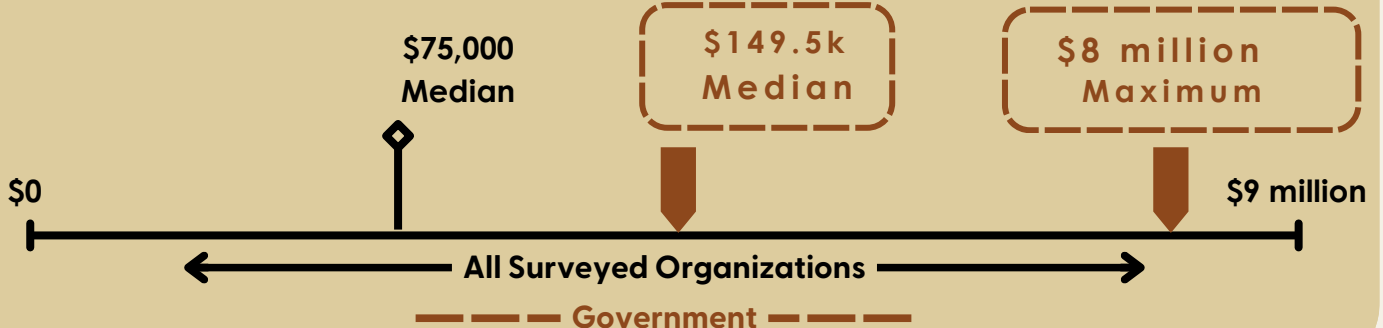


Success Rate

The n= refers to how many answered this question



OPERATIONAL BUDGET





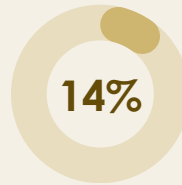
PRIVATE INSTITUTIONS

Private, for profit organizations

TOP CURRENT CONCERNS

- 1 KEEPING HERITAGE RELEVANT
- 2 ACCESS TO FINANCIAL INCENTIVES
- 3 UNSTABLE PUBLIC FUNDING

HAVE PUBLIC FACING OPERATIONS



BARRIERS TO COLLABORATION

- FUNDING
- TIME
- CAPACITY

TOP EMERGING CONCERNS

- 1 FACILITIES ISSUES
- 2 FEWER EMERGING PROFESSIONALS
- 3 TENSIONS OF IDENTITIES REPRESENTED

TOP RESOURCES IN PERIL

HISTORIC HOMES

AGRICULTURAL STRUCTURES

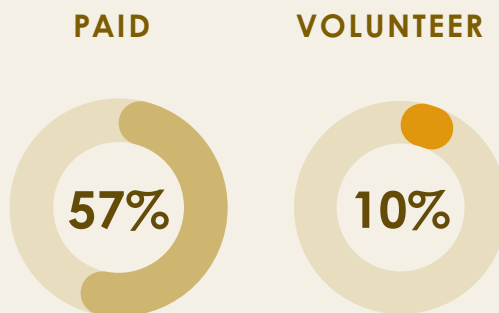
HISTORIC PHOTOS, FILM, + DOCUMENTS

18 total private organizations

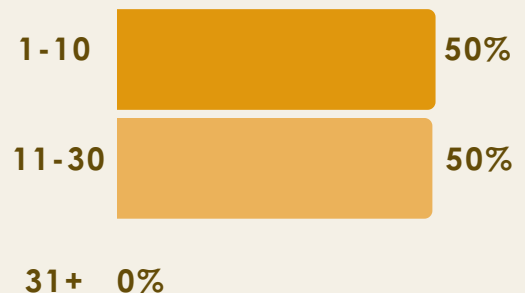
out of

259 total organizations surveyed

STAFFING



NUMBER OF VOLUNTEERS





PRIVATE INSTITUTIONS

Private, for profit organizations

TOP SOURCES OF FUNDING

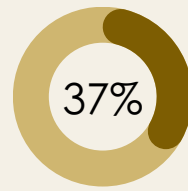
95% Individual Donations

67% Public Support from Budgets

62% Public Grants

COST SAVINGS

Types of Cost Saving



organizations that engage in cost saving practices

1st Reductions in operational hours

2nd Reduction in community outreach

3rd Reductions in staff hours


GRANTS

Organizations that Apply



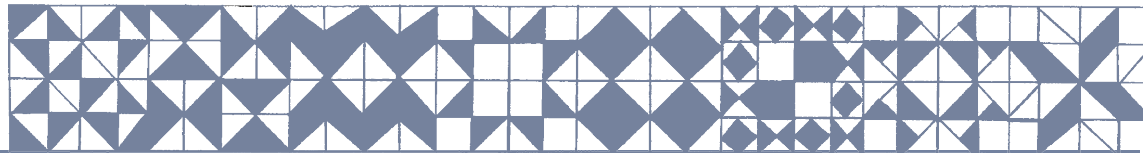
Success Rate

The n= refers to how many answered this question




OPERATIONAL BUDGET





Has Staff or Not





STAFF

Organizations that have staff

TOP CURRENT CONCERNS

- 1 BALANCING BEST PRACTICES WITH LACK OF CAPACITY
- 2 KEEPING HERITAGE RELEVANT
- 3 MAINTAINING HISTORICS STRUCTURES

HAVE PUBLIC FACING OPERATIONS



BARRIERS TO COLLABORATION

- CAPACITY
- TIME
- FUNDING

TOP EMERGING CONCERNS

- 1 FACILITIES ISSUES
- 2 TENSIONS OVER HISTORICAL NARRATIVES
- 3 DISASTER RESILIENCE

TOP RESOURCES IN PERIL



142 total organizations that have staff

out of

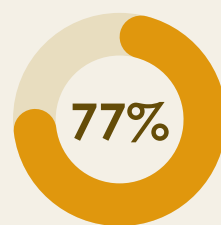
259 total organizations surveyed

STAFFING

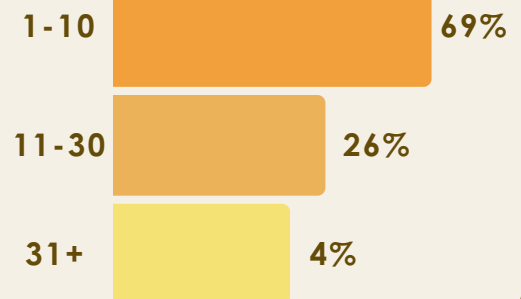
PAID



VOLUNTEER



NUMBER OF VOLUNTEERS





STAFF

Organizations that have staff

TOP SOURCES OF FUNDING

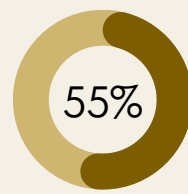
68% Individual donations

57% Private Grants

49% Public Grants

COST SAVINGS

Types of Cost Saving



organizations that engage in cost saving practices

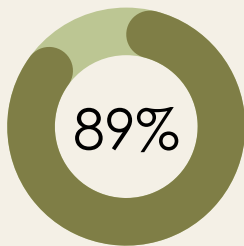
1st Delays in building + maintenance

2nd Reduction in programming

3rd Reduction in staff hours

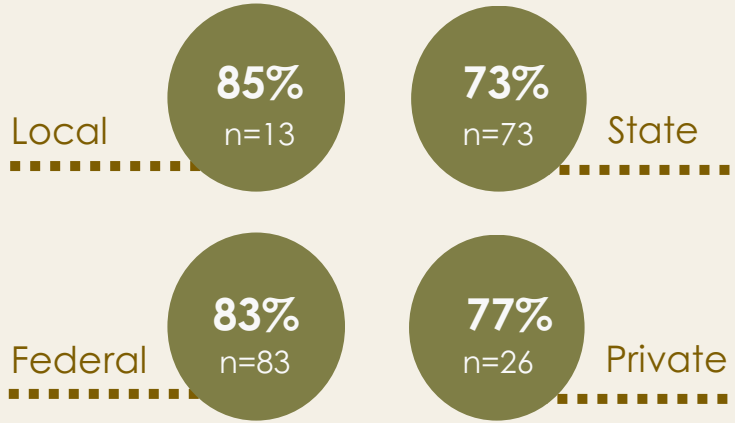
GRANTS

Organizations that Apply



Success Rate

The n= refers to how many answered this question



OPERATIONAL BUDGET





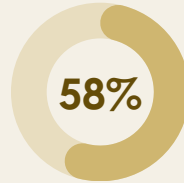
NO STAFF

Organizations that do not have staff

TOP CURRENT CONCERNS

- 1 KEEPING HERITAGE RELEVANT
- 2 MAINTAINING HISTORIC STRUCTURES
- 3 VOLUNTEER + STAFF BURNOUT

HAVE PUBLIC FACING OPERATIONS



BARRIERS TO COLLABORATION

- CAPACITY
- TIME
- CHALLENGES WITH PARTNERSHIPS

TOP EMERGING CONCERNS

- 1 FACILITIES ISSUES
- 2 UNSTABLE VOLUNTEER CORPS
- 3 ROLE OF HERITAGE IN MODERN COMMUNITY ISSUES

TOP RESOURCES IN PERIL



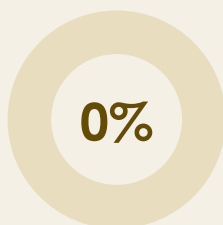
60 total organizations with staff

out of

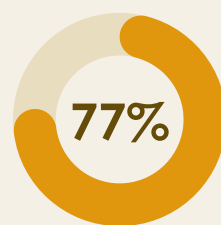
259 total organizations surveyed

STAFFING

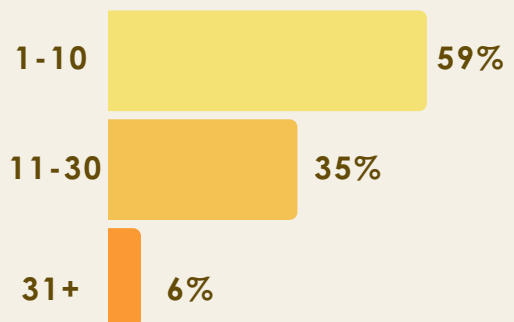
PAID



VOLUNTEER



NUMBER OF VOLUNTEERS





NO STAFF

Organizations that do not have staff

TOP SOURCES OF FUNDING

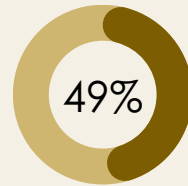
78% Individual donations

38% Membership Program

36% Private Grants

COST SAVINGS

Types of Cost Saving



organizations that engage in cost saving practices

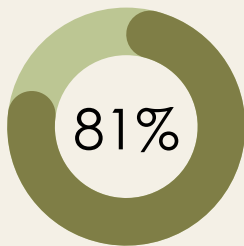
1st Reduced Operational Hours

2nd Delays in building + maintenance

3rd Reduction community outreach


GRANTS

Organizations that Apply

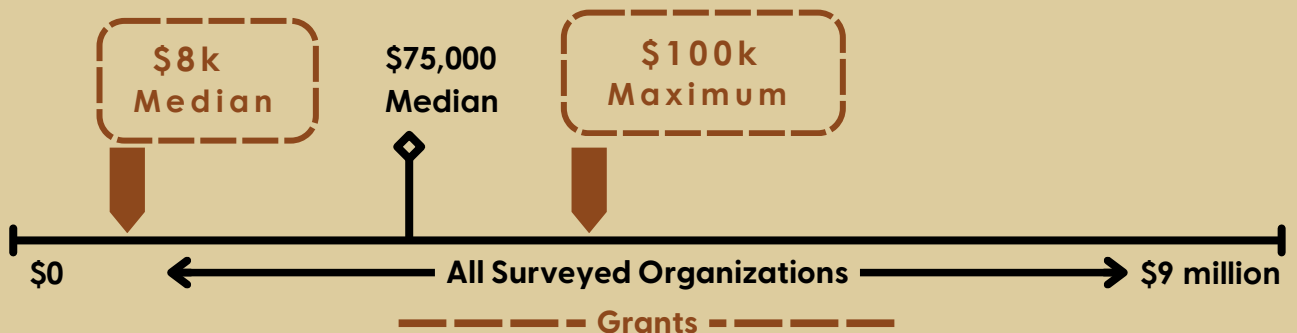


Success Rate

The n= refers to how many answered this question



OPERATIONAL BUDGET





Apply to Grants or Not





GRANTS

Organizations that apply to grants

TOP CURRENT CONCERNS

- 1 KEEPING HERITAGE RELEVANT
- 2 BALANCING BEST PRACTICES WITH LACK OF CAPACITY
- 3 MAINTAINING STRUCTURES GIVEN RISING COSTS

HAVE PUBLIC FACING OPERATIONS



BARRIERS TO COLLABORATION

- CAPACITY
- TIME
- FUNDING

TOP EMERGING CONCERNS

- 1 FACILITIES ISSUES
- 2 UNSTABLE VOLUNTEER CORPS
- 3 TENSIONS OVER HISTORICAL NARRATIVES

TOP RESOURCES IN PERIL

HISTORIC DOCUMENTS + IMAGES

INDIGENOUS LANGUAGES

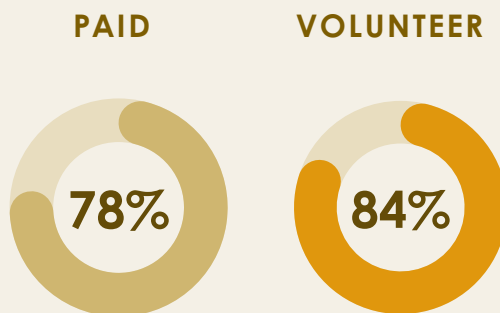
TRADITIONAL CULTURAL SITES

151 total organizations who apply to grants

out of

259 total organizations surveyed

STAFFING





GRANTS

Organizations that apply to grants

TOP SOURCES OF FUNDING

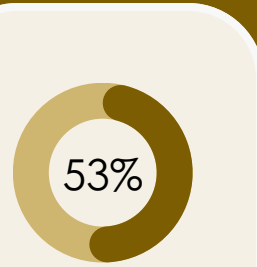
74% Individual donations

55% Private Grants

48% Public Grants

COST SAVINGS

Types of Cost Saving



organizations that engage in cost saving practices

- 1st Delays in building + maintenance
- 2nd Reduction in Operational Hours
- 3rd Reduction in programming


GRANTS

Organizations that Apply

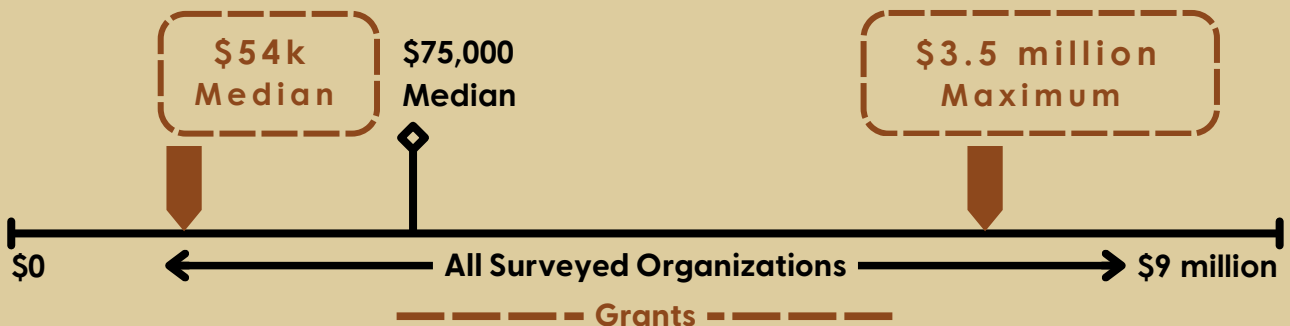


Success Rate

The n= refers to how many answered this question



OPERATIONAL BUDGET





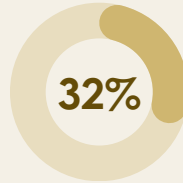
NO GRANTS

Organizations that do not apply to grants

TOP CURRENT CONCERNS

- 1 INCREASING COMMUNITY PARTNERS
- 2 VOLUNTEER STAFF BURNOUT
- 3 MAINTAINING HISTORIC STRUCTURES

HAVE PUBLIC FACING OPERATIONS



BARRIERS TO COLLABORATION

- CAPACITY
- TIME
- INTERESTED PARTNERS

TOP EMERGING CONCERNS

- 1 UNSTABLE VOLUNTEER CORPS
- 2 FACILITIES ISSUES
- 3 ROLE OF HERITAGE IN MODERN COMMUNITY

TOP RESOURCES IN PERIL

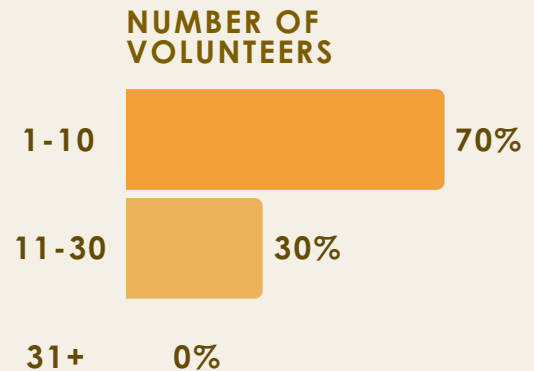
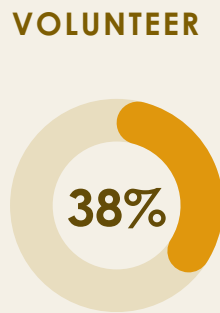
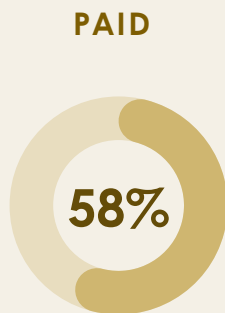


25 total organizations who do not apply to grants

out of

259 total organizations surveyed

STAFFING





NO GRANTS

Organizations that apply to grants

TOP SOURCES OF FUNDING

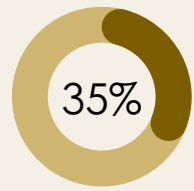
68% Do no do fundraising

26% Individual Donations

21% Fundraising Events

COST SAVINGS

Types of Cost Saving



organizations that engage in cost saving practices

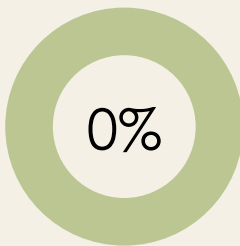
1st Delays in building + maintenance

2nd Reduction in Operational Hours

3rd Reduction in staff hours


GRANTS

Organizations that Apply



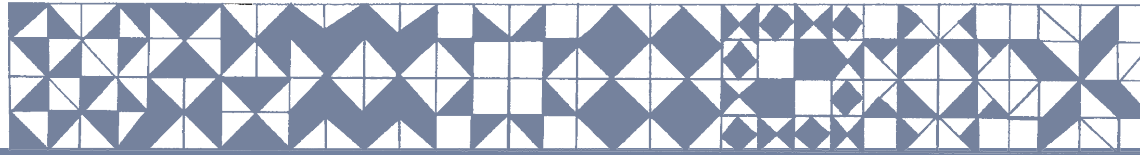
Success Rate

Not Applicable to this profile




OPERATIONAL BUDGET





Has Public- Facing Operations or Not





PUBLIC FACING

Organizations that have public facing operations

TOP CURRENT CONCERNS

- 1 BALANCING BEST PRACTICES WITH LACK OF CAPACITY
- 2 KEEPING HERITAGE RELEVANT
- 3 VOLUNTEER + STAFF BURNOUT

HAVE PUBLIC FACING OPERATIONS



BARRIERS TO COLLABORATION

- CAPACITY
- TIME
- FUNDING

TOP EMERGING CONCERNS

- 1 FACILITIES ISSUES
- 2 UNSTABLE VOLUNTEER CORPS
- 3 DISASTER RESILIENCE

TOP RESOURCES IN PERIL

HISTORIC DOCUMENTS + IMAGES

INDIGENOUS LANGUAGES

TRADITIONAL CULTURAL SITES

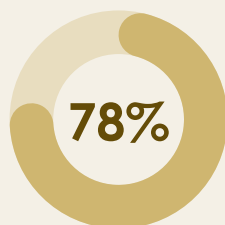
146 total public facing organizations

out of

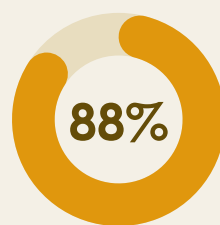
259 total organizations surveyed

STAFFING

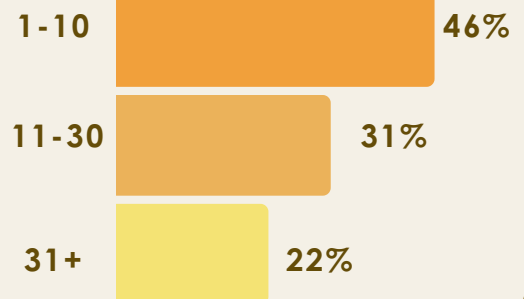
PAID



VOLUNTEER



NUMBER OF VOLUNTEERS





PUBLIC FACING

Organizations that have public facing operations

TOP SOURCES OF FUNDING

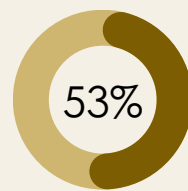
77% Individual donations

57% Private Grants

50% Fundraising Events

COST SAVINGS

Types of Cost Saving



organizations that engage in cost saving practices

1st

Delays in building or grounds maintenance

2nd

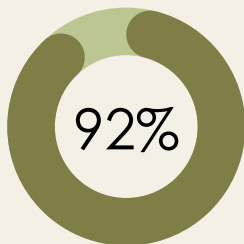
Reduced Operational Hours

3rd

Reduction in programming

GRANTS

Organizations that Apply



Success Rate

The n= refers to how many answered this question

Local

84%

n=17

72%

n=21

State

Federal

77%

n=7

75%

n=34

Private

OPERATIONAL BUDGET





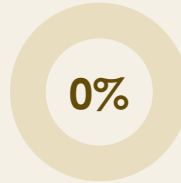
NOT PUBLIC FACING

Organizations that do not have public facing operations

TOP CURRENT CONCERNS

- 1 UNSTABLE PUBLIC FUNDING
- 2 MAINTAINING HISTORIC STRUCTURES
- 3 KEEPING HERITAGE RELEVANT

HAVE PUBLIC FACING OPERATIONS



BARRIERS TO COLLABORATION

- CAPACITY
- TIME
- FUNDING

TOP EMERGING CONCERNS

- 1 FACILITIES ISSUES
- 2 FEWER EMERGING PROFESSIONALS
- 3 UNSTABLE VOLUNTEER CORPS

TOP RESOURCES IN PERIL



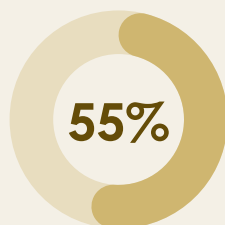
57 total not public facing organizations

out of

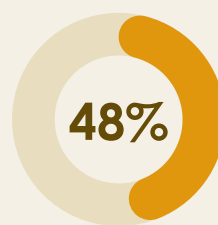
259 total organizations surveyed

STAFFING

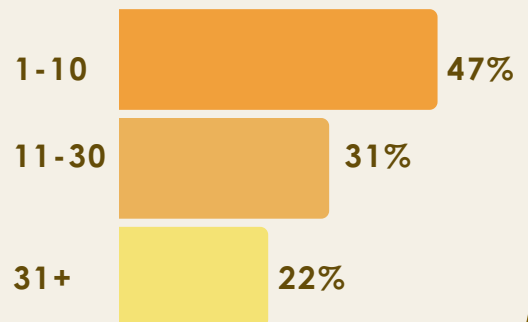
PAID



VOLUNTEER



NUMBER OF VOLUNTEERS





NOT PUBLIC FACING

Organizations that do not have public facing operations

TOP SOURCES OF FUNDING

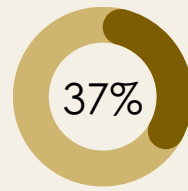
47% Individual donations

40% Do not do fundraising

38% Public Grants

COST SAVINGS

Types of Cost Saving



organizations that engage in cost saving practices

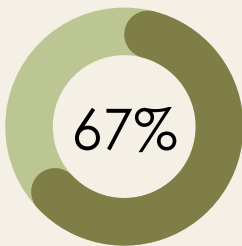
1st Delays in building maintenance

2nd Reduced Staff Hours

3rd Reduction in programming

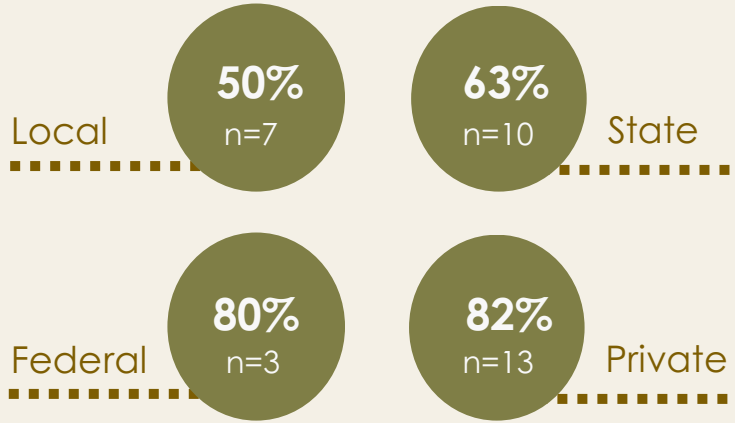
GRANTS

Organizations that Apply



Success Rate

The n= refers to how many answered this question



OPERATIONAL BUDGET

