

An aerial photograph of a lush green agricultural landscape. The image shows terraced fields, a central pond, and various types of vegetation, including palm trees and dense foliage. A white outline of a map of the state of Arizona is overlaid on the image, with its center positioned over the agricultural area. The text is overlaid on a dark semi-transparent background.

# RADIATION ADVISORY COMMITTEE

Barbara Smith,  
Chair

David Howe,  
Radiation Protection Services Program Director

June 12<sup>th</sup>, 2024

# TELECONFERENCE PROCEDURES



- Record phone-in number and passcode (in case you lose connectivity)
- Phone-in number and conference ID # provided in Teams invitation mail
- If phoning into meeting, use PowerPoint slides to follow meeting
- To unmute self, press \*6



- Video (of yourself) is optional
- Please mute microphone unless speaking
- Use the “raise hand” feature if you have a question



- When speaking, begin by stating your name
- RPS staff will use screen share to share PowerPoint information and handouts
- The meeting will be recorded for purposes of accuracy in the minutes

# RADIATION ADVISORY COMMITTEE MEETING AGENDA

June 12, 2024 – Hybrid Meeting

800 NE Oregon St., Portland, Oregon

Phone-In Number 1-971-277-2343 ID: 658 897 738#

(\* = Action Items)

## 10:00 a.m. Registration/Public Session

- Call Meeting to Order – Barb Smith, Chair
- Introduction of guests
- Approval of Minutes – Barb Smith, Chair
- RAC Member Expirations (Dr. Sousa Melo & Mandy Henrikson)
- RPS Staffing – David Howe, RPS Program Director

## 10:30 a.m. 2024 RPS Program Updates – David Howe

- RPS Budget – David Howe, Program Director, RPS
- Electronic/Tanning Products Update – Brent Herring, Lead Worker, RPS
- Radioactive Materials Licensing – Hillary Haskins, ER/OPS Manager
- Emergency Response / Incidents – Hillary Haskins
- RPS Training – Hillary Haskins
  - Conference of Radiation Control Program Directors (CRCPD) Annual Meeting – Todd Carpenter
  - Radiological Emergency Preparedness (REP) Early Career Program – Tom Mynes, Health Physicist
  - Dept. of Energy Radiological Assistance Program Training for Emergency Response (RAPTER) – Tom Pfahler, Health Physicist
  - Dept. of Homeland Security/FEMA Advanced Radiological Incident Operations (ARIO) – Michelle Martin, Health Physicist

BREAK

## 11:15 a.m. Exemptions/Rules/Statutes

- \* Cascade Medical Imaging (DEXA scanning) – Brent Herring
- \*Digimed Dental Handheld Device – backscatter shield issue – Brent Herring
- \*New Superficial Brachytherapy Device (Xoft) – Brent Herring

## RPS Operations Update

- Databases – Hillary Haskins
  - Tanning
  - Incidents
  - RML



- All Hazards Mobile Lab/Trailer relocation via Portland Bureau of Emergency Management Interagency Agreement – Todd Carpenter
- Oregon Dept. of Energy-RPS Interagency Agreement for First Responder/Receiver Training – Todd Carpenter

**11:45 a.m. Lunch**

**12:15 p.m. Rulemaking**

- Minor Clarifications of Rule Divisions 116 & 125 - Todd Carpenter
- RPS Draft Information Bulletin Regarding Rectangular vs Circular Collimation – Todd Carpenter
- Draft Letter to Oregon Board of Dentistry regarding CBCT Image Interpretation – Todd Carpenter
- Addition of an Oregon Board of Medical Imaging Representative as an Ex Officio Member on RAC – David Howe

**Emergency Preparedness/Response**

- CGS Dress Rehearsal/Full Exercise – Hillary Haskins
- 2024 Rose City Thunder Terrorist-Created Weapon of Mass Destruction and Radiological Incident (Providence Health & Services Exercise) – Hillary Haskins/Bob Berry
- Hiroshima, Japan Memorial Presentation – Tom Mynes, Health Physicist

**12:45 p.m. New Business – David Howe**

- New Oregon Health Authority Director – Dr. Sejal Hathi
- Recruitment for New Public Health Division Director


**1:30 p.m. PUBLIC COMMENTS:**

**2:00 p.m. Announcements \\ Next meeting scheduled for October 16, 2024 /Adjourn**



# WELCOME

Introduction of Members & Guests

An aerial photograph of a coastal area. The top half shows a wide, sandy beach meeting clear, turquoise water. The bottom half shows a rocky shoreline with a large pile of reddish-brown rocks. To the left, there is a paved area with several cars parked and some buildings. The text is overlaid on a black rectangular background in the center.

# APPROVAL OF MINUTES FROM FEBRUARY 14, 2024

Radiation Advisory Committee Meeting

Radiation Advisory Committee  
Membership  
01/01/24

<b>Name</b>	<b>*First Term</b>	<b>Second Term</b>	<b>Third Term</b>	<b>Comments</b>
Zambelli, Alicia	01/01/23-12/31/26			
Berry, Bob	01/01/20-12/31/23	01/01/24-12/31/27		Vice Chair- <u>1<sup>st</sup> term</u> 01/01/23- 12/31/24
Henrikson, Mandy	01/01/17-12/31/20	01/01/21-12/31/24		
Hamby, David	05/07/20-12/31/23 Replaced M. Krahenbuhl	01/01/24-12/31/27		
Smith, Barbara	07/25/14-12/31/17 Replaced R. Farmer	01/01/18-12/31/21	01/01/22-12/31/25	Chairperson- <u>2<sup>nd</sup> term</u> 01/01/23-12/31/24
Wood, Dennis	01/01/22-12/31/25			
Frey, Garrett	01/01/23-12/31/26			
Sousa Melo, Saulo	04/01/23-12/31/24 Replaced J. Frankel			

\*May be partial term due to replacing a member. Bylaws state a member can serve two full terms after the bylaws were adopted.

# RPS STAFFING

---

David Howe





# 2024 PROGRAM UPDATES

# Fiscal Year 2024 – Expense Report Ending March 31, 2024

RPS Expense Summary		Jean needs to talk with Mai and then RPS managers								
		AYNotes/Items for RPS Managers to Monthreview								
As of 3/31/2024		9	Funds we invoice for A/R							
Grant No	Grant Title	Fund Type	Budget Period	Beginning Balance	Revenue AY25/Budget	Accrued Revenue	Expenditure	Remaining Balance	% Spent	% Budget Period
480382-25	RPS Grain Analysis Lab Fee	OF	7/1/2023-6/30/2025	(39.29)	3,696.00	-	862.22	2,794.49	23%	38%
480425-25	RPS X-Ray Registration Fee	OF	7/1/2023-6/30/2025	2,208.79	2,588,987.00		1,804,077.17	787,118.62	70%	38%
480467-25	RPS Radioactive Materials License (RML)	OF	7/1/2023-6/30/2025	1,370.20	786,527.56		843,228.39	(55,330.63)	107%	38%
480496-25	RPS Tanning Device Registration	OF	7/1/2023-6/30/2025	187,728.95	131,610.75	9,180.00	123,611.93	195,727.77	94%	38%
480206-23	RPS DEQ School Disposal	OF	7/1/2021-6/30/2023		1,921.95			1,921.95	-	N/A
480214-23	RPS DOE First Responder Training	OF	7/1/2021-6/30/2023	19,248.41	25,000.18		7,174.19	37,074.40	N/A	N/A
480214-26	RPS ODOE First Res./Hos. Training (external)	OF	7/1/2023-6/30/2026		-	-		-	N/A	38%
480473-23	RPS Metro Rad Mat Disposal	OF	1/1/2021-6/30/2024	70,353.17	18,400.07	-	37,900.62	50,852.62	N/A	N/A
480473-25	RPS Metro Rad Mat Disposal	OF	3/1/2023-2/28/2025	-	-	-	-	-	N/A	38%
480408-28	RPS ODOE Rad. Training (Internal)	OF	7/1/2023-6/30/2028	-	28,000.00	-	-	28,000.00	-	15%
280568-22	RPS Mammography Fac Inspection PH22	FF	5/1/2021-6/30/2022		533,322.48	-	533,322.48	-	100%	N/A
280568-23	RPS Mammography Fac Inspection PH23	FF	7/1/2022-6/30/2023		195,905.26	-	195,905.54	(0.28)	100%	N/A
280568-24	RPS Mammography Fac Inspection PH24	FF	7/1/2023-6/30/2024	82,459.73	-	66,720.00	123,875.64	(41,415.91)	N/A	75%
280568-25	RPS Mammography Fac Inspection PH25	FF	7/1/2024-6/30/2025							

# Electronic/Tanning Inspections


Brent Herring, X-Ray Program Lead Worker

- Inspection Update
  - Inspections since last RAC meeting:
    - 347 X-ray Inspections (medical, dental, vet, therapy, MQSA, and industrial)
      - 760 Machines
      - 771 Tubes
    - 5 Tanning Inspections
  - Violation Summary:
    - X-ray
      - Machine registration
      - Dosimetry records maintained
    - Tanning
      - Time not checked annually for accuracy and Emergency shut-off not test annually

# Radioactive Materials Licensing – Hillary Haskins

## Jan-May – Radioactive Materials Licensing

Action	Count
Inspections Performed	26
Inspections Remaining	53
Licensing Actions Performed	71
Licensing Actions Open	110



# Emergency Response/Incidents - Hillary Haskins

January through May 2024



**MOSTLY RAD  
WASTE/SCRAP METAL**



**2 DIAGNOSTIC MEDICAL  
EVENTS**




**17 OPEN  
INVESTIGATIONS**

# Training and Conferences

## January through May

- Conference of Radiation Control Program Directors (CRCPD) Annual Meeting
  - Todd Carpenter, Licensing Manager
  - Hillary Haskins, Ops & Resp Manager
- Radiological Emergency Preparedness (REP) Early Career Program
  - Tom Mynes, Health Physicist
- Dept. of Energy Radiological Assistance Program Training for Emergency Response (RAPTER)
  - Tom Pfahler, Health Physicist
- Dept. of Homeland Security/FEMA Advanced Radiological Incident Operations (ARIO)
  - Michelle Martin, Health Physicist
- NRC Materials, Safety & Security
  - Sarah Brodesser, Health Physicist





**BREAK**



# EXEMPTIONS/RULES/STATUTES



# Exemption Request - Cascade Medical Imaging DEXA Scanning



- ▶ Cascade Medical Imaging (Bend and Redmond) requests to use DEXA scanning for Body Mass Index (BMI) studies under the following conditions:
  - ▶ Self referral
    - ▶ No doctor's order just a self referral from the person being scanned
  - ▶ Persons scanned are not patients
  - ▶ Number of scans is determined by self referral need
  - ▶ Report printed out after scan and sent to primary doctor


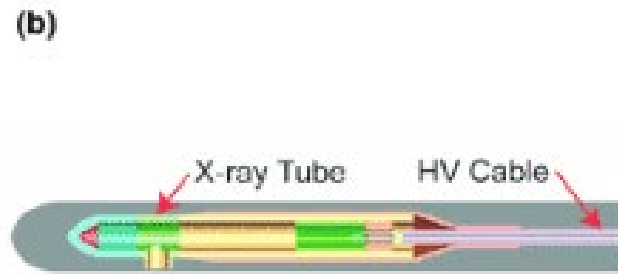
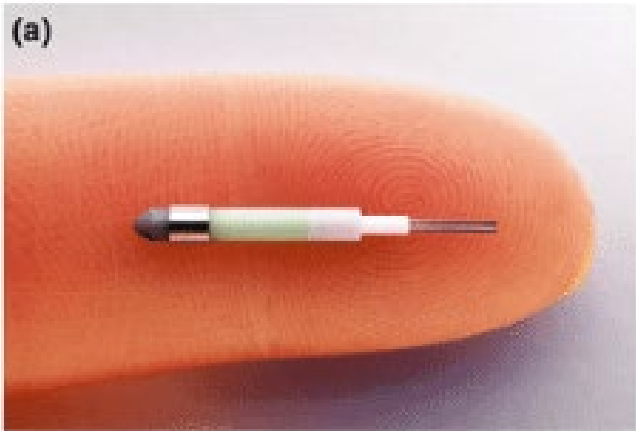
## Exemption Request: Cascade Medical Imaging DEXA Scanning (continued)

- [333-106-0035](#)
- **General Requirements: Deliberate Exposures Restricted**
- (2) Exposure of an individual for the purpose of healing arts screening:
  - (a) Any person proposing to conduct a healing arts screening program shall not initiate such a program without prior approval of the Authority;
  - (b) When requesting such approval, that person shall submit the following information.
    - (A) Name and address of the applicant and, where applicable, the names and addresses of agents within this state;
    - (B) Diseases or conditions for which the X-ray examinations are to be used in diagnoses;
    - (C) A detailed description of the X-ray examinations proposed in the screening program to include the estimated total radiation dose received by the individual(s) participating in the screening program;
    - (D) Description of the population to be examined in the screening program, i.e., age, sex, physical conditions, and other appropriate information;
    - (E) An evaluation of any known alternate methods not involving ionizing radiation which could achieve the goals of the screening program and why these methods are not used instead of the X-ray examinations;
    - (F) An evaluation by a qualified expert of the X-ray system(s) to be used in the screening program. The evaluation by the qualified expert shall show that such system(s) do satisfy all requirements of these rules;
    - (G) A description of the diagnostic film quality control program;
    - (H) A copy of the technique chart for the X-ray examination procedures to be used;
    - (I) The qualifications of each individual who will be operating the X-ray system(s);
    - (J) The qualifications of the individual who will be supervising the operators of the X-ray system(s). The extent of supervision and the method of work performance evaluation shall be specified;
    - (K) The name and address of the individual who will interpret the radiograph(s);
    - (L) A description of the procedures to be used in advising the individuals screened and their private practitioners of the healing arts of the results of the screening procedure and any further medical needs indicated;
    - (M) A description of the procedures for the retention or disposition of the radiographs and other records pertaining to the X-ray examinations.
- (3) If any information submitted to the Authority under subsection (2)(b) changes, the Authority shall be immediately notified.
- (4) Mammography screening shall be exempt from the requirements of section (2) of this rule if the following conditions are met:

# Exemption Request: Digimed Dental Hand-Held

- Digimed Dental Hand-Held
- Request for approval due to FDA approval and shield is barium sulfate (lead equivalent)
- Unit was recently denied for the following:
  - Unit nor documentation stated 0.25 mm Pb equivalent
  - Shield has holes




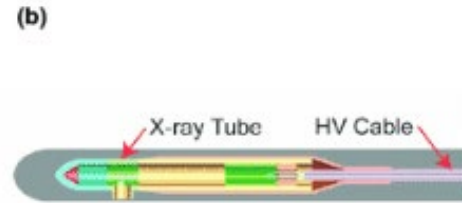


# Proposed New Therapy Machine (Xoft)

# Xoft

Vs.

# Sensus



# Rules Governing Xoft Machine

## Specifics of the Machine and Operation

- Machine specs fall under Electronic Brachytherapy Rules
- Source placed in (inside body) or near target tissue (skin)
- Machine is like a HDR, but electronic instead of RML
- Need survey meter

## RPS Rules Governing Operators

- RT(T) - OMBI and ARRT
  - Applications Training
  - Operations and Emergency Response for machine

## RPS Rules Governing Machine and Operation

- Authorized User (AU) fall under Superficial Electronic Brachytherapy Rules
  - Dermatologist approval or Rad. Therapy Physician (OMB)
  - Authority approved Rad. Use and Safety
  - Applications Training
  - Operations and Emergency Response for machine
- Must assist in 15 or more patient treatments for machine under personal supervision of an AU with 3 years of machine experience.



# RPS Operations Update

# Databases



OREGON.gov



## Radiation Protection Services - RPS Licensee Services

v2.19.816

Not logged in

RML Home  
RPS Home

[RPS Licensee Services](#)  
Licensee Services Home  
RPS Forms

Login

### RPS Licensee Services

Welcome to Oregon's Radiation Protection Licensee Services website.

Select a service from the menu on the left or [Login here](#) for more options.

Current functionality includes:

**RML:**

Reciprocity Notification filing and instant approval.  
Electronic document retrieval.

**Tanning:**

E-payments and instant certificates.  
Electronic document retrieval.

**X-Ray:**

Facility and Device review.  
Electronic document retrieval.  
Profile updating.



# Incident Database

Home

Patty Thompson



## Incidents

### All Open Incidents

	RPS #	Incident Date	Program	Location	Primary Registrant Name	Type	Description
Actions	24-0026	05/28/2024	RML			Found Device / Material	
Actions	24-0025	05/23/2024	RML			10656 Scrap Monitor Alarm	Scrap Alarm a
Actions	24-0024	05/08/2024	RML			10656 Scrap Monitor Alarm	Scrap Alarm -
Actions	24-0023	04/02/2024	RML			Other	Multiple errors
Actions	24-0022	04/01/2024	X-Ray			Other	Complaint that
Actions	24-0021	04/19/2024	RML			10656 Scrap Monitor Alarm	Scrap metal al
Actions	24-0020	04/19/2024	RML			Contaminated waste	Item was misic
Actions	24-0013	02/09/2024	X-Ray			Other	X-rays being p
Actions	24-0011	03/18/2024	X-Ray			Accelerator Medical Event	An incorrect st
Actions	24-0009	01/25/2024	Tanning			Other	* Complaint th

Show 10 entries

Previous

1

2

Next

# Tanning Database

Tanning Facility Owner Device Inspection Certification

Devices View - Test Site

Select Facility (type for suggestions) Sort by  
 Number  Name

Facility Owner **Devices** Inspection Certification Facility Payments

Facility Number: [Redacted] Name: [Redacted] Status: Active

**Device List**

	Device #	Status	Room #	RAD T #	Manufacturer	Mfg Date
Actions	01	Inactive	08	3866	SUN ERGOLINE	
Actions	02	Active	09	3867	SUN ERGOLINE	
Actions	03	Inactive	07	4501	SOLTRON INC	
Actions	04	<Unknown>	02		SOLTRON INC	
Actions	05	<Unknown>	05	4502	SOLTRON INC	

Show 5 entries



# Interagency Agreements

## First Responder/Receiver Training Program



All Hazard Mobile Lab Unit



LUNCH



# RULEMAKING

Todd Carpenter

## **Proposed Rulemaking for Miscellaneous Clarifications Nuclear Regulatory Commission**

### **Amended**

OAR 333-116-0640 is being amended by changing the term “U.S. Nuclear Regulatory master material license” to “U.S. Nuclear Regulatory master material licensee”.

OAR 333-116-0740 is being amended by changing the term from “by a U.S. Nuclear Regulatory Commission master material license of broad scope” to “in accordance with a Commission master material broad scope license”.

OAR 333-116-0910 is being amended by changing the term “American Council on Pharmaceutical Education” to “Accreditation Council on Pharmacy Education”.

OAR 333-125-0001 is being amended by removing section (2)(h) within the rule which directs the licensee to report their radioactive sources to the National Source Tracking System by January 31, 2009.

OAR 333-125-0080 is being amended by inserting the city of Rockville within the address to submit fingerprint cards in section (1) of the rule.

## **RPS Draft Information Bulletin Regarding Rectangular vs. Circular Collimation**

- Dr. Sousa Melo crafting language about studies showing that rectangular collimation drastically reduces the amount of radiation the patient receives.

## **Draft Letter to Oregon Board of Dentistry regarding CBCT Image Interpretation**

- Dr. Sousa Melo is assisting RPS on the merits of cone-beam CT scans being read by a well-versed dentist, or ideally, by an Oral and Maxillofacial Radiologist, including comprehensive documentation of the findings

## **Proposal to Add Oregon Board of Medical Imaging Representative as an Ex Officio Member on the RAC**



# EMERGENCY PREPAREDNESS / RESPONSE





# Emergency Preparedness/Response

- Columbia Generating Station Dress Rehearsal/Full Exercise
- 2024 Rose City Thunder Terrorist-Created Weapon of Mass Destruction and Radiological Incident (Providence Health & Services Exercise)
- OR HAZMAT training


# Hiroshima, Japan Memorial Presentation by Tom Mynes, Health Physicist



# NEW BUSINESS

---

# New Oregon Health Authority Director Dr. Sejal Hathi



## Recruitment for New Public Health Director



# Public Comments

# Announcements

Next Meeting:  
October 16, 2024

Thank you for attending