



Oregon COVID-19 Update

Summary as of Thursday, 06/11/2020



| Operation Center | Status | Comment |
|--|-----------|--|
| State ESF-8 Oregon Health Authority | Activated | Agency Operations Center (AOC) activated on 01/21/2020 |

| | |
|-----------------------------------|----------------------------------|
| New Cases[§]: 178 | New Deaths[§]: 2 |
|-----------------------------------|----------------------------------|

Oregon COVID-19 Testing Results as reported to Orpheus*

| Cumulative COVID-19 Testing in Oregon | | Testing at Oregon State Public Health Lab | |
|---------------------------------------|------------|---|--------------|
| Positive | 5,076 | Specimens received on 6/10 | 338 |
| Negative | 156,567 | Test results released on 6/10 | 210 |
| Total tested | 161,643 | Specimens pending as of 8:00 PM 6/10 | 345 |
| Total deaths | 171 | Total tested at OSPHL | 7,529 |

Age, Sex and Hospitalization Status for Confirmed and Presumptive COVID-19 Cases (Cumulative) Updated on Weekdays[§]

| Cases by Age Group | n (%) | Cases by Sex (as reported to OHA) | n (%) |
|--------------------|--------------|-----------------------------------|--------------|
| 0 to 9 | 103 (2) | Female | 2,702 (52) |
| 10 to 19 | 249 (5) | Male | 2,530 (48) |
| 20 to 29 | 921 (18) | Non-binary | 1 (0) |
| 30 to 39 | 915 (17) | Not available | 4 (0) |
| 40 to 49 | 904 (17) | Total | 5,237 |
| 50 to 59 | 855 (16) | | |
| 60 to 69 | 618 (12) | Hospitalized During Illness? | |
| 70 to 79 | 390 (7) | Yes | 864 (16) |
| 80+ | 278 (5) | No | 3,988 (76) |
| Not available | 4 (0) | Not available | 385 (7) |
| Total | 5,237 | Total | 5,237 |

Race, Ethnicity, Select Symptoms and Risk Factors for Confirmed and Presumptive COVID-19 Cases Updated Weekly on Wednesdays

| Cases by Race [†] | n (%) | Cases by Ethnicity [†] | n (%) | Health Care Worker? | n (%) |
|----------------------------|--------------|---------------------------------|--------------|--|--------------|
| White | 2,227 (45) | Hispanic | 1,703 (35) | Yes | 689 (14) |
| Black | 145 (3) | Not Hispanic | 2,621 (53) | No | 3,475 (71) |
| Asian | 168 (3) | Not available | 598 (12) | Not available | 758 (15) |
| AI/AN** | 107 (2) | Total | 4,922 | Total | 4,922 |
| Pacific Islander | 96 (2) | | | | |
| Other | 1,467 (30) | | | Reside or Work in Congregate Setting? [‡] | n (%) |
| >1 race | 86 (2) | | | Yes | 980 (20) |
| Not available | 626 (13) | | | No | 3,194 (65) |
| Total | 4,922 | | | Not available | 748 (15) |
| | | | | Total | 4,922 |

[§]Total cases include presumptive and confirmed cases. Presumptive cases are people without a positive diagnostic test who have COVID-19-like symptoms and had close contact with someone diagnosed with a laboratory confirmed case.

*Orpheus is the state of Oregon's electronic disease surveillance system for reportable diseases

[†]Provisional

[‡]Congregate settings include, but are not limited to, long-term care facilities, group homes, prisons, shelters, etc.



Oregon COVID-19 Update

Summary as of Thursday, 06/11/2020



| Hospital Capacity and Usage in Oregon as reported to HOSCAP* | | | | | |
|--|-----------|---------------|---------------------------------|---|---------------------------------------|
| Overall Capacity | Available | Total Staffed | COVID-19 Details | Patients with Suspected or Confirmed COVID-19 | Only Patients with Confirmed COVID-19 |
| Adult ICU beds | 189 | 786 | Current hospitalized patients | 130 | 65 |
| Adult non-ICU beds | 904 | 4,524 | Current patients in ICU Beds | 39 | 31 |
| Pediatric NICU/PICU beds | 83 | 291 | Current patients on ventilators | 19 | 16 |
| Pediatric non-ICU beds | 118 | 339 | | | |
| Ventilators | 786 | | | | |

*Every hospital in Oregon is asked to submit data twice daily to Oregon’s Hospital Capacity Web System (HOSCAP). Data are based on the most recent report from the hospitals, available as of 9:00 a.m. Hospital staff are asked to enter bed capacity information, by type, as well as the number of patients with suspected or confirmed COVID-19 illness who are currently hospitalized at the time of data entry. These data may conflict with hospitalization status in Orpheus due to case reporting and investigation lags and temporary discrepancies in case classification.

Personal Protective Equipment (PPE) & Supply Inventory

PPE information is available on Oregon’s COVID-19 Response [Personal Protective Equipment](#) webpage.

Note: Internet Explorer is not a supported browser to access the PPE link.



Oregon COVID-19 Update

Summary as of Thursday, 06/11/2020

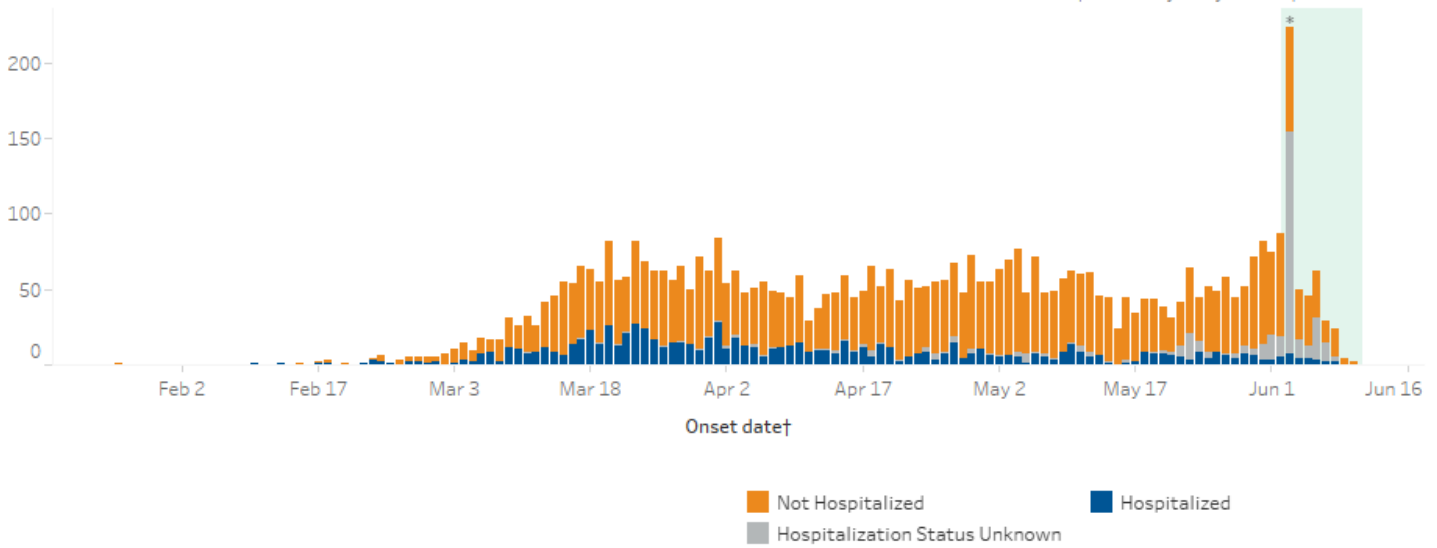


Oregon's Epi Curve: COVID-19 cases

This chart shows the number of Oregonians who have been identified as COVID-19 cases and whether they were ever hospitalized for their illness.‡

| Total Cases | Hospitalized | Not Hospitalized | Hospitalization Status Unknown |
|-------------|--------------|------------------|--------------------------------|
| 5,237 | 864 | 3,988 | 385 |

*Illnesses that began during this time period may not yet be reported.



‡ COVID-19 cases include both confirmed and presumptive cases.

† Cases are counted by onset date (the date the person started having symptoms). When a person with symptoms did not report their onset date or when a person without symptoms is tested, their onset date is calculated as 2 days before the specimen was collected for testing.

COVID-19 data are provisional and subject to change.



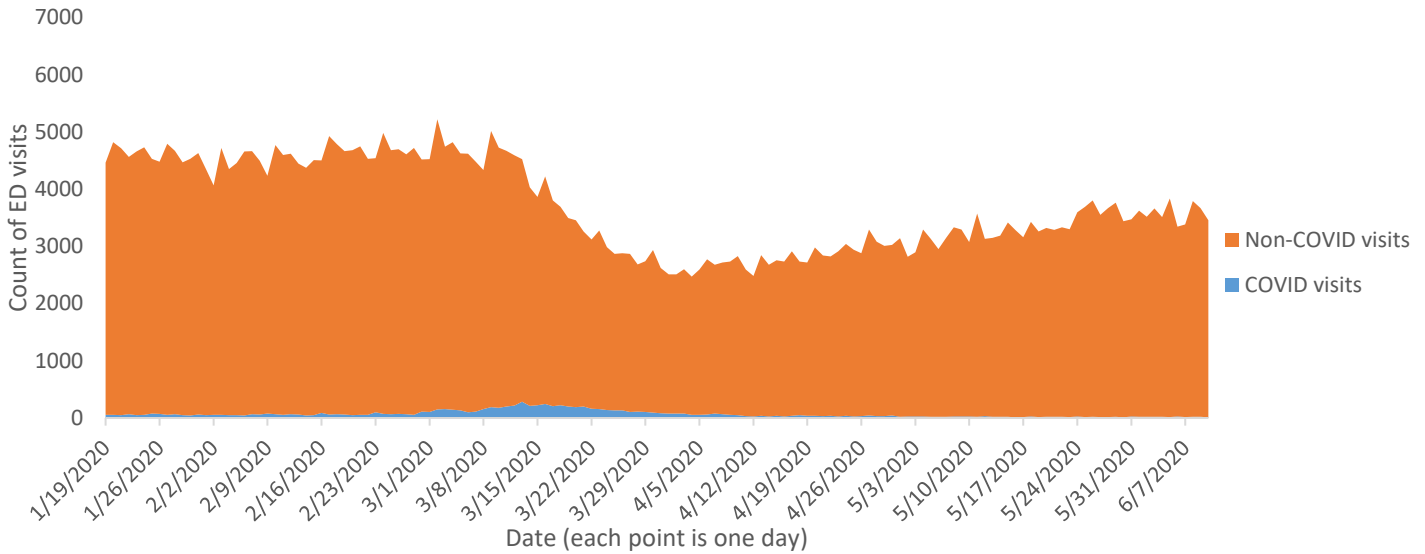
Oregon COVID-19 Update

Summary as of Thursday, 06/11/2020

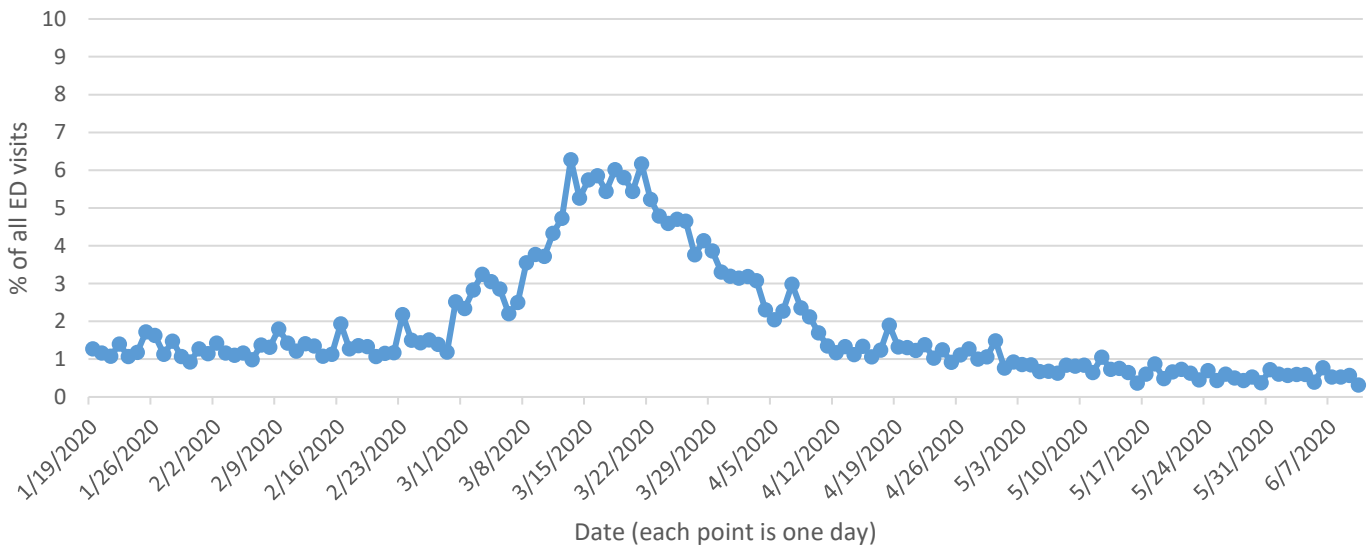


Emergency Department Visits in Oregon as reported to Oregon ESSENCE*

COVID-like visits still make up a small proportion of all reported ED visits



The percentage of COVID-like visits has decreased



*Oregon ESSENCE receives daily reports of emergency department visits from all 60 non-Federal hospitals in Oregon.



Oregon COVID-19 Update

Summary as of Thursday, 06/11/2020



Oregon Resources

[OHA Public Health COVID-19](#)
[Local Public Health Authority Directory](#)
[ODE and OHA's CD Guidance](#)
[Emerging Respiratory Infections: COVID-19](#)
[OEM COVID-19 Resources](#)
[Oregon Coronavirus Information and Resources](#)
[OHA COVID-19 Data Dashboard](#)

Other Resources

[CDC Coronavirus Disease 2019 \(COVID-19\)](#)
[CDC Hygiene Etiquette](#)
[CDC Handwashing Campaign](#)
[SAMHSA Coping with Stress During Outbreaks](#)
[CDC Helping Children Cope with Emergencies](#)

Acronyms

CD: Communicable Disease
CDC: Centers for Disease Control
COVID-19: Coronavirus Disease 2019
DUL: Data Unit Leader
ED: Emergency Department
HOSCAP: Hospital Capacity Web System
IC: Incident Commander
ICU: Intensive Care Unit
NICU: Neonatal Intensive Care Unit

OHA: Oregon Health Authority
OSPHL: Oregon State Public Health Laboratory
PICU: Pediatric Intensive Care Unit
PIO: Public Information Officer
PPE: Personal Protective Equipment
PSC: Planning Section Chief
SITL: Situation Unit Leader

This document is available in other languages, large print, braille or other formats upon request. For ADA accommodations, please contact the COVID-19 **Health Information Center** at **971-673-2097** or email orcovid19.media@dhsosha.state.or.us. We accept all relay calls or dial 711.

Prepared by: Jara Poppinga, SITL
Reviewed by: Maria Ross, PSC; Kristin Bork, DUL
Approved by: Rex Larsen, IC