


How to Collect a *C. auris* Specimen



1
Use the tube with the white cap and 1 swab.




2
Perform hand hygiene and put on gloves.



3
Open the package. Put a patient label on the tube, or write the patient's full name and date of birth.



4
Pull the swab from the package.



5
Swab **both** armpits. Rub back and forth **5x per armpit**.




6
Swab **both** sides of the groin. Rub back and forth **5x each side**.



7
Remove the cap. Put the swab in the tube, snap off the top half, let the bottom half drop into the tube. Throw the top half away.



8
Screw the cap on tight. Wrap the plastic film around the cap edge.



9
Put the tube in the bag with the absorbent paper and seal the bag. Put the test form in the outside pocket.