


HOW TO COLLECT A CPO SPECIMEN



1

Use the tube with the red cap and 2 swabs.



2

Perform hand hygiene and put on gloves.



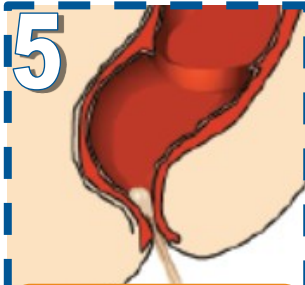
3

Open the package. Put a patient label on the tube, or write the patient's full name and date of birth.



4

Use the red cap to hold the swabs. Do NOT touch the swabs.



5

Insert 1" into the rectum, rotate 2x.



✓

✓

✓



✗

✗

6

Don't collect too much stool on the swabs.



7

Twist off the white cap.



8



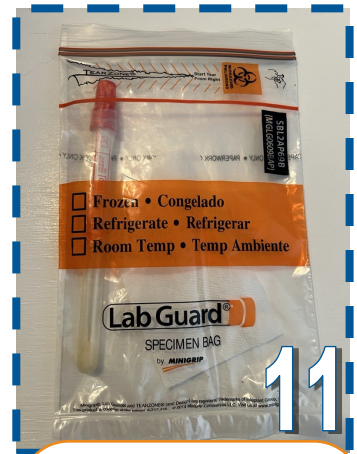
10

Wrap the parafilm to seal the cap.



9

Put the both swabs in the tube. Press and twist the red cap to seal.



11

Put the tube in the bag with the absorbent paper and seal the bag. Put the test form in the outside pocket.