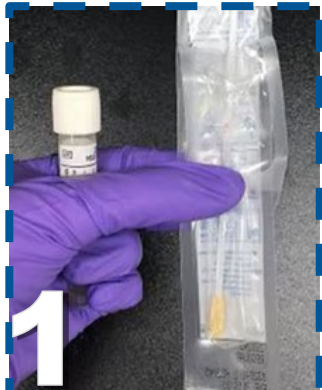
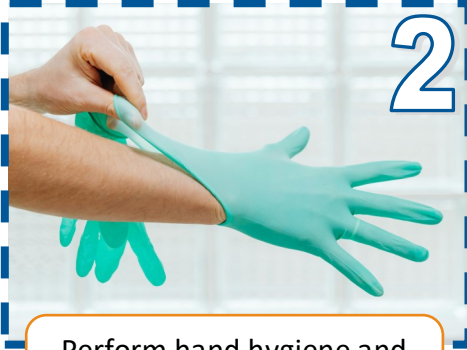


HOW TO COLLECT A *C. AURIS* SPECIMEN



1

Use the tube with the white cap and 1 swab.



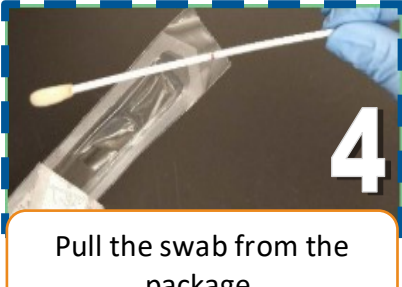
2

Perform hand hygiene and put on gloves.




3

Open the package. Put a patient label on the tube, or write the patient's full name and date of birth.



4

Pull the swab from the package.



5

Swab **both** armpits. Rub back and forth **5x per armpit**.



6

Swab **both** sides of the groin. Rub back and forth **5x each side**.




7

Remove the cap. Put the swab in the tube, snap off the top half, let the bottom half drop into the tube. Throw the top half away.



8

Screw the cap on tight. Wrap the plastic film around the cap edge.



9

Put the tube in the bag with the absorbent paper and seal the bag. Put the test form in the outside pocket.