

# AGENDA

## PUBLIC HEALTH ADVISORY BOARD

Public Health Modernization Funding Workgroup

**May 31, 2023, 2:00-3:30 pm**

Join ZoomGov Meeting

<https://www.zoomgov.com/j/1610200541?pwd=ZnYvZHNJZEZ4OHBJeTdIVmlNVklvZz09>

Meeting ID: 161 020 0541

Passcode: 172761

One tap mobile

+16692545252,,1610200541#

Meeting objectives:

- Approve May 18 meeting minutes
- Review group agreements
- Review current funding and requirements to LPHAs and CBOs
- Discuss strategies and benchmarks for ensuring equitable distribution of new funding for CBOs in 2023-25
- 

---

**2:00-2:15 pm Welcome, introductions and agenda review**

- Welcome, workgroup member introductions and icebreaker question: What is one thing that grounds you in public health work?
- Approve May 18 meeting minutes
- Review proposed group agreements and [PHAB Health Equity Review Policy and Procedure](#)

Cara Biddlecom, OHA  
Deputy Public Health  
Director

---

**2:15-2:45 pm Current CBO and LPHA funding and other work to date**

Cara Biddlecom

---

|                     |                                                                                                                                                                                                                                                                                    |                                                                                               |
|---------------------|------------------------------------------------------------------------------------------------------------------------------------------------------------------------------------------------------------------------------------------------------------------------------------|-----------------------------------------------------------------------------------------------|
|                     | <ul style="list-style-type: none"> <li>• Discuss questions on background information provided and topics raised at 5/18 meeting</li> <li>• Review current funding and requirements for LPHAs and CBOs</li> </ul>                                                                   | <p>Danna Drum, LPHA and Tribes Manager</p> <p>Dolly England, Community Engagement Manager</p> |
| <b>2:45-2:50 pm</b> | <b>Break</b>                                                                                                                                                                                                                                                                       |                                                                                               |
| <b>2:50-3:20 pm</b> | <b>Strategies and benchmarks to ensure equitable funding strategies</b> <ul style="list-style-type: none"> <li>• Review recommendations from 2022 rural set-aside funding workgroup</li> <li>• Discuss ideas for strategies to ensure equitable distribution of funding</li> </ul> | <p>Cara Biddlecom and Sara Beaudrault, Strategic Initiatives Manager</p>                      |
| <b>3:20-3:25 pm</b> | <b>Public comment</b>                                                                                                                                                                                                                                                              | <p>Cara Biddlecom</p>                                                                         |
| <b>325-3:30 pm</b>  | <b>Next meeting agenda items and adjourn</b> <ul style="list-style-type: none"> <li>• Continue to discuss equitable funding strategies</li> <li>• Scheduling additional meetings in July</li> </ul>                                                                                | <p>Sara Beaudrault</p>                                                                        |

Everyone has a right to know about and use Oregon Health Authority (OHA) programs and services. OHA provides free help. Some examples of the free help OHA can provide are:

- Sign language and spoken language interpreters.
- Written materials in other languages.
- Braille.
- Large print.

- Audio and other formats.

If you need help or have questions, please contact Cara Biddlecom: at 971-673-2284, 711 TTY, or [publichealth.policy@odhsoha.oregon.gov](mailto:publichealth.policy@odhsoha.oregon.gov) at least 48 hours before the meeting.

---

**Public Health Advisory Board**  
**Public Health Modernization Funding Workgroup**

May 31, 2023



# Agenda for today's meeting

- Welcome, icebreaker and group agreements
- Time for questions on background information provided
- Discuss current funding and requirements for LPHAs and CBOs
- Discuss strategies and benchmarks to ensure equitable funding

# **PUBLIC HEALTH ADVISORY BOARD**

Public Health Modernization Funding Workgroup  
Draft minutes

**May 18, 2023, 3:30-5:00 pm**

**Workgroup members:** Shellie Campbell, Jackie Leung, Meghan Chancey, Dianna Hansen, Kirt Toombs, Naomi Biggs, Kim La Croix, Michael Baker, Florence Pourtal, Betty Brown, Trish Elliott, Beth Barker-Hidalgo,

**OHA staff:** Cara Biddlecom, Dolly England, Sara Beaudrault, Danna Drum,

Meeting objectives:

- Review group agreements, workgroup purpose and background
- Hear about current planning for funding community-based organizations (CBOs) in the 2023-25 biennium
- Begin discussion on strategies and benchmarks to ensure new funding to CBOs reaches communities currently underserved by CBO public health equity funds

## **Welcome, introductions & agenda review**

- Introductions & Ice breaker: What do you love about public health?

## **Group agreements**

- Review proposed agreements
  - Explanation of what confidentiality is in a public meeting
    - Confidentiality would be not to share someone else's story outside of this meeting.
  - Suggestion to add to group agreements
    - Start fresh, put biases aside, engage authentically while working through this workgroup
    - Suggestion to speak slower so each everyone can participate at the same level
- Engagement of group (what do member need to be successful in this workgroup & by end of workgroup how will we know if we are successful)

- OHA support & guiding honest conversation
- Better understanding of CBOs work and alignment with LPHAs
- Keep in mind of outcome of all communities in Oregon & not everyone will get what they want but the work is important
- Being transparent & communicable. Continuous quality improvement
- Group consensus as much as possible
- Cognizant of the realities of our state & learn from experience of past distribution through the state
  - No one size fits all or cookie cutter solutions
- Successful is if we are doing some different than we are currently doing to ensure everyone has access to health care

## **Workgroup overview**

- February & March OHA & LPHA discussed and agreed to a number of actions to strengthen collaborations and connections with CBOs to continue equity work in the next biennium
- PHAB asked to reconvene the public health modernization funding workgroup to make recommendation on how to implement share services and funding.
- PHAB charter updated to expand roles w/ CBOs
- OHA values related to funding the public health system
  - Equity
  - Partnership
  - Transparency
  - Inclusion
  - Accountability
- Workgroup topics & recommendations
  - Strategies & benchmarks to ensure new funding to CBOs serves communities currently underserved by CBO public health equity funds
  - Strategies to improve information in sharing, coordination & other system improvements to address community health priorities
  - LPHA involvement in making funding decisions about new CBO awardees in 2023 – 2025
  - PHAB will review final recommendations

- Timeline
  - May 18 – Introductions & Overview
  - May 31 – Topic #1 – strategies & benchmarks
  - June 12 – Finish Topic #1 & start discussion Topic #2 – strategies to improve information sharing
  - June 20 – Finish Topic #2 & Start/Finish Topic #3 LPHA involvement
  - Additional meetings likely to be scheduled in July

### **Current planning for CBO funding in 2023 – 2025**

- Bridge approach
  - Path A – Standard Contract Process (current process)
  - Path B – Contract Amendments, pro-actively planned using bridge approach
    - Funding for 2 yrs. vs. 1 yr.
    - Will get a portion of funds in fall
- Some lessons OHA learned through initial funding to CBOs
  - Listen to community. They know what they need
  - Trust is earned
  - Power of community can shift mountains
- What's next
  - Building & retaining relationships
  - Creating more opportunities to connect CBOs & LPHAs
  - Improve state infrastructure to support community partners
  - Staffing changes
  - Legislative budget
- Current CBO awards & known gaps
  - Counties that are disproportionately underserved by current CBO funding
    - Curry
    - Gilliam
    - Harney
    - Lake
    - Linn
    - Wallowa
    - Wheeler
  - Specific population



- Disability Community
- Questions related to CBO funding functions and requirements, defining local presence will be addressed at the next meeting.

### **Public Comment**

- No public comment

### **Next Meeting agenda**

- Provide detail about how CBOs are funded currently
- Intention of the funding
- Details of strategies and benchmarks for equitable distribution of funding

**Next meeting May 31, 2023 at 2:00pm**

# PHAB Public Health Modernization Funding Workgroup Group Agreements

- Learn from previous experiences and focus on moving forward
- **Slow down to support full participation by all group members**
- Stay engaged
- Speak your truth and hear the truth of others
- Expect and accept non-closure
- Experience discomfort
- Name and account for power dynamics
- Move up, move back
- Confidentiality
- Acknowledge intent but center impact: ouch / oops
- Hold grace around the challenges of working in a virtual space
- Remember our interdependence and interconnectedness
- Share responsibility for the success of our work together

# PHAB public health modernization funding workgroup objectives

- Make recommendations for system improvements in the allocation of additional public health modernization funds to CBOs for the 2023-25 biennium.
- Bring together CBO leaders, LPHA officials and PHAB members to discuss and make recommendations for system improvements.
- Establish a transparent planning process that respects and uplifts the differing roles of partners across the public health system and confirms the value that each partner provides.

# Timeline and feedback process

| Meeting dates                                             | Topics                                                                                                                                                                                                                                                                                                                                                     |
|-----------------------------------------------------------|------------------------------------------------------------------------------------------------------------------------------------------------------------------------------------------------------------------------------------------------------------------------------------------------------------------------------------------------------------|
| May 18                                                    | <p>Introductions and overview of workgroup tasks.</p> <p>Topic #1: Strategies and benchmarks to ensure new funding to CBOs serves communities currently underserved by CBO public health equity funds</p>                                                                                                                                                  |
| May 31                                                    | <p>Topic #1: Strategies and benchmarks to ensure new funding to CBOs serves communities currently underserved by CBO public health equity funds</p>                                                                                                                                                                                                        |
| June 12                                                   | <p>Topic #1: Strategies and benchmarks to ensure new funding to CBOs serves communities currently underserved by CBO public health equity funds<br/>(recommendations and proposed benchmarks finalized)</p> <p>Topic #2: Strategies to improve information-sharing, coordination and other system improvements to address community health priorities.</p> |
| June 20                                                   | <p>Topics #2: Strategies to improve information-sharing, coordination and other system improvements to address community health priorities. (recommendations finalized)</p> <p>Topic #3: LPHA involvement in making funding decisions about new CBO awardees in 2023-25. (recommendations finalized at this meeting or a future meeting)</p>               |
| <p>Additional meetings likely to be scheduled in July</p> |                                                                                                                                                                                                                                                                                                                                                            |

# Current CBO and LPHA funding and requirements

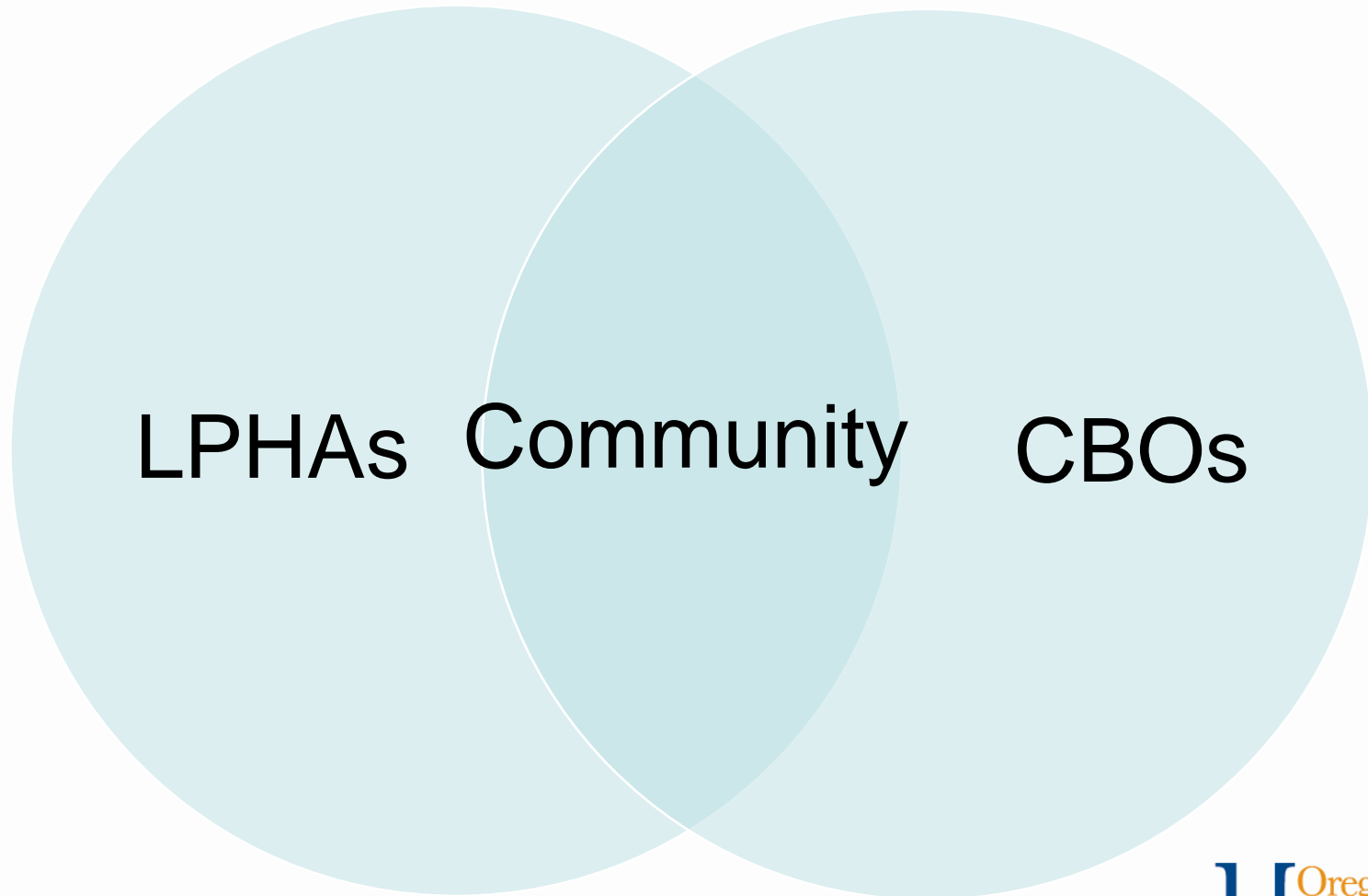
## Definitions from PHAB's charter

**Governmental public health system:** A network of state and local public health authorities and government-to-government relationships with federally recognized Tribes. In Oregon's decentralized public health system, local and Tribal governments have authority over many public health functions to ensure the health and well-being of every person in their jurisdictions.

**Public health system:** A broad array of governmental public health authorities and partners working collectively to improve health through interventions that reach every person in Oregon with a focus on those experiencing health inequities. Partners include but are not limited to community-based organizations, regional health equity coalitions, health care and behavioral health providers, public safety agencies, faith-based institutions, schools, environmental agencies, and the business sector.

**Community-based organizations (CBO):** Non-governmental organizations that provide community-informed, culturally and linguistically responsive services to improve the community's health and well-being. CBOs often provide services intended to reach those experiencing a disproportionate impact of health risks and disease. Within this charter, CBOs is used to refer to community-based organizations that currently are or in the future may be funded by OHA.

# Within public health modernization, what is the relationship between CBO priorities and LPHA work?



# Foundational capabilities for cross-cutting public health work

Community  
partnership  
development

Health equity  
and cultural  
responsiveness

Communications





# Current funding to LPHAs and CBOs: Similarities

- Program areas addressed: communicable disease control and prevention; environmental health; emergency preparedness.
- Funding requirements
  - Submission of a program period budget and OHA approval
  - Submission of a program work plan
  - Submission of quarterly revenue and expenditure reports
  - Submission of progress reports every six months
  - Participation in program evaluation activities

## Current funding to LPHAs and CBOs: Differences

- All LPHAs must address all program areas and related deliverables. CBOs may address only one or two program areas based on their organization's priorities and community served.
- LPHA work plan requirements are aligned with the foundational capabilities for governmental public health authorities, as described in the Public Health Modernization Manual.
- The work of CBOs often aligns with the foundational capabilities such as communications and policy. But CBOs are not required to align with roles in the Public Health Modernization Manual.

# What does it mean for a CBO to serve a community? For CBOs serving in a county or region, to what degree will they be present in a county?

- What is the expectation for a CBO to have a physical presence in a county or region?
- Which types of services are typically not considered local? Statewide policy or trainings? What else?

# Current CBO eligible activities

2021-23 CBO Contract Template:

<https://www.oregon.gov/oha/PH/ABOUT/MODCET%20CBO%20Documents/OHA%20CBO%20Community%20Funding%20Grant%20Form%20Template%20FINAL%204-12-22.pdf>

Eligible activities for public health modernization funding are on pages 7-9.

## Current list of funded CBOs

- List of funded CBOs, counties and project descriptions:  
<https://app.smartsheet.com/b/publish?EQBCT=7032be71415e4981a317d96421b56146>
- List of funded CBOs with current biennium funding amounts:  
<https://www.oregon.gov/oha/PH/ABOUT/Pages/Public-Health-Funding-CBO.aspx>

## Appendix A

### Program Element 51: Public Health Modernization

The table below lists the goals and requirements that LPHAs will work toward with 2021-23 funding. Efforts toward the following goals and requirements will be demonstrated in the LPHA and/or regional work plan.

| <b>Programmatic goals and work plan requirements</b>                                                                                                                                                                                                                                                                                                                                                                                                                                                                                                                                                     |
|----------------------------------------------------------------------------------------------------------------------------------------------------------------------------------------------------------------------------------------------------------------------------------------------------------------------------------------------------------------------------------------------------------------------------------------------------------------------------------------------------------------------------------------------------------------------------------------------------------|
| <p>Goal 1: Protect communities from acute and communicable diseases through prevention initiatives that address health inequities.</p> <ul style="list-style-type: none"><li>• LPHA will demonstrate strategies toward local or regional improvements of communicable disease prevention and response infrastructure.</li><li>• LPHA will demonstrate strategies toward local or regional reductions in inequities across populations.</li></ul>                                                                                                                                                         |
| <p>Goal 2: Strengthen and expand communicable disease and environmental health emergency preparedness, and the public health system and communities' ability to respond.</p> <ul style="list-style-type: none"><li>• LPHA will demonstrate strategies toward developing, maintaining and/or updating a local or regional all-hazards preparedness plan with community partners. (deliverable)</li></ul>                                                                                                                                                                                                  |
| <p>Goal 3: Protect communities from environmental health threats from climate change through public health interventions that support equitable climate adaptation.</p> <ul style="list-style-type: none"><li>• LPHA will demonstrate strategies toward developing a local or regional climate adaptation plan or incorporate into community health assessment and plan. (deliverable)</li></ul>                                                                                                                                                                                                         |
| <p>Goal 4: Plan for full implementation of public health modernization and submission of local modernization plans by 2025.</p> <ul style="list-style-type: none"><li>• LPHA will demonstrate strategies to build and sustain infrastructure for public health foundational capabilities.</li></ul>                                                                                                                                                                                                                                                                                                      |
| <b>LPHA Requirements for increasing Capacity for Foundational Capabilities</b>                                                                                                                                                                                                                                                                                                                                                                                                                                                                                                                           |
| <p>Leadership and Organizational Competencies</p> <ul style="list-style-type: none"><li>• LPHA will participate in public health modernization learning collaboratives.</li><li>• LPHA will demonstrate workforce or leadership initiatives necessary for local and/or regional public health infrastructure.</li></ul>                                                                                                                                                                                                                                                                                  |
| <p>Health Equity and Cultural Responsiveness</p> <ul style="list-style-type: none"><li>• LPHA will develop, update and/or continue to implement local or regional health equity plan. (deliverable)</li></ul>                                                                                                                                                                                                                                                                                                                                                                                            |
| <p>Assessment and Epidemiology</p> <ul style="list-style-type: none"><li>• LPHA will demonstrate strategies for public health data collection, analysis, reporting and dissemination that are necessary for 2021-23 goals and deliverables. This includes strategies to collect and report data that reveals health inequities in the distribution of disease, disease risks and social conditions that influence health.</li></ul>                                                                                                                                                                      |
| <p>Community Partnership Development</p> <ul style="list-style-type: none"><li>• LPHA will demonstrate strategies for sustaining or expanding partnerships with community organizations to ensure connections with BIPOC communities or other groups experiencing health inequities.</li><li>• LPHA will demonstrate co-creation of culturally and linguistically responsive public health interventions with community partners.</li><li>• LPHA will demonstrate involvement of community-based organizations in public health emergency planning or other priorities identified communities.</li></ul> |

- LPHA will demonstrate sustained partnerships for infection prevention and control in congregate settings which may include LTCFs, prisons, shelters or child care facilities.

#### Communications

- LPHA will demonstrate the ability to provide routine public health education through a variety of communication platforms, with consideration of linguistic and culturally responsive and functional needs of the community.
- LPHA will demonstrate the ability to provide timely and accurate risk communication for areas of public health significance.

PE51 Public health modernization funding by LPHA

August 19, 2021

| County                  | Population       | PE51-01<br>State GF; Individual LPHA funding |                                  |                                           | PE51-02<br>State GF; Regional funding |                                    |                                      |                                     | PE51-03<br>Federal ARPA   | Total                | Avg. award per capita |
|-------------------------|------------------|----------------------------------------------|----------------------------------|-------------------------------------------|---------------------------------------|------------------------------------|--------------------------------------|-------------------------------------|---------------------------|----------------------|-----------------------|
|                         |                  | Total allocation<br>(7/1/21-6/30/23)         | Bridge funding<br>7/1/21-9/30/21 | Remaining allocation<br>(10/1/21-6/30/23) | Total allocation<br>(7/1/21-6/30/23)  | Bridge funding<br>(7/1/21-9/30/21) | Bridge funding<br>(10/1/21-12/31/21) | Remaining funds<br>(1/1/22-6/30/23) | Total<br>(7/1/21-6/30/23) |                      |                       |
| Wheeler                 | 1,440            | \$ 102,484                                   | \$ 4,697                         | \$ 97,787                                 |                                       |                                    |                                      |                                     | \$ 35,225                 | \$ 137,709           |                       |
| Wallowa                 | 7,160            | \$ 141,679                                   |                                  | \$ 141,679                                |                                       |                                    |                                      |                                     | \$ 51,036                 | \$ 192,715           |                       |
| Harney                  | 7,280            | \$ 134,084                                   | \$ 5,937                         | \$ 128,147                                |                                       |                                    |                                      |                                     | \$ 46,161                 | \$ 180,244           |                       |
| Grant                   | 7,315            | \$ 151,825                                   | \$ 6,241                         | \$ 145,584                                |                                       |                                    |                                      |                                     | \$ 52,442                 | \$ 204,268           |                       |
| Lake                    | 8,075            | \$ 150,879                                   | \$ 6,169                         | \$ 144,710                                |                                       |                                    |                                      |                                     | \$ 52,127                 | \$ 203,006           |                       |
| Morrow                  | 12,825           | \$ 216,378                                   | \$ 8,144                         | \$ 208,234                                |                                       |                                    |                                      |                                     | \$ 75,010                 | \$ 291,388           |                       |
| Baker                   | 16,910           | \$ 191,217                                   | \$ 7,177                         | \$ 184,040                                |                                       |                                    |                                      |                                     | \$ 66,295                 | \$ 257,512           | \$24.04               |
| Crook                   | 23,440           | \$ 290,529                                   | \$ 11,170                        | \$ 279,359                                |                                       |                                    |                                      |                                     | \$ 100,630                | \$ 391,159           |                       |
| Curry                   | 23,005           | \$ 267,795                                   |                                  | \$ 267,795                                |                                       |                                    |                                      |                                     | \$ 96,465                 | \$ 364,260           |                       |
| Jefferson               | 24,105           | \$ 344,530                                   | \$ 6,872                         | \$ 337,658                                |                                       |                                    |                                      |                                     | \$ 121,631                | \$ 466,161           |                       |
| Hood River              | 25,640           | \$ 361,105                                   | \$ 14,185                        | \$ 346,920                                |                                       |                                    |                                      |                                     | \$ 124,967                | \$ 486,071           |                       |
| Tillamook               | 26,530           | \$ 334,835                                   | \$ 12,845                        | \$ 321,990                                |                                       |                                    |                                      |                                     | \$ 115,987                | \$ 450,822           |                       |
| Union                   | 26,840           | \$ 283,044                                   | \$ 11,153                        | \$ 271,891                                |                                       |                                    |                                      |                                     | \$ 97,940                 | \$ 380,985           |                       |
| Gilliam, Sherman, Wasco | 31,080           | \$ 521,829                                   | \$ 21,074                        | \$ 500,755                                | \$ 466,924                            | \$ -                               | \$ 68,562                            | \$ 398,362                          | \$ 180,381                | \$ 1,169,135         |                       |
| Malheur                 | 32,105           | \$ 411,940                                   | \$ 15,962                        | \$ 395,978                                |                                       |                                    |                                      |                                     | \$ 142,639                | \$ 554,578           |                       |
| Clatsop                 | 39,455           | \$ 365,563                                   | \$ 13,657                        | \$ 351,906                                | \$ 52,705                             | \$ 52,705                          | \$ -                                 | \$ -                                | \$ 126,763                | \$ 545,031           |                       |
| Lincoln                 | 48,305           | \$ 450,148                                   | \$ 16,398                        | \$ 433,750                                | \$ 317,328                            | \$ -                               | \$ -                                 | \$ 317,328                          | \$ 156,245                | \$ 923,721           |                       |
| Columbia                | 53,280           | \$ 448,597                                   | \$ 15,891                        | \$ 432,706                                |                                       |                                    |                                      |                                     | \$ 155,869                | \$ 604,465           |                       |
| Coos                    | 63,315           | \$ 553,569                                   | \$ 19,178                        | \$ 534,391                                |                                       |                                    |                                      |                                     | \$ 192,498                | \$ 746,067           |                       |
| Klamath                 | 68,075           | \$ 597,333                                   | \$ 21,304                        | \$ 576,029                                |                                       |                                    |                                      |                                     | \$ 207,496                | \$ 804,829           | \$16.26               |
| Umatilla                | 81,495           | \$ 793,147                                   | \$ 28,918                        | \$ 764,229                                | \$ 480,269                            | \$ 68,562                          | \$ -                                 | \$ 411,707                          | \$ 275,290                | \$ 1,548,706         |                       |
| Polk                    | 83,805           | \$ 627,586                                   | \$ 21,929                        | \$ 605,657                                |                                       |                                    |                                      |                                     | \$ 218,169                | \$ 845,755           |                       |
| Josephine               | 86,560           | \$ 762,939                                   | \$ 26,422                        | \$ 736,517                                |                                       |                                    |                                      |                                     | \$ 265,307                | \$ 1,028,246         |                       |
| Benton                  | 94,665           | \$ 611,017                                   | \$ 21,887                        | \$ 589,130                                |                                       |                                    |                                      |                                     | \$ 212,215                | \$ 823,232           |                       |
| Yamhill                 | 108,605          | \$ 789,639                                   | \$ 27,961                        | \$ 761,678                                |                                       |                                    |                                      |                                     | \$ 274,371                | \$ 1,064,010         |                       |
| Douglas                 | 112,530          | \$ 909,989                                   | \$ 31,157                        | \$ 878,832                                | \$ 383,159                            | \$ 55,919                          | \$ 55,919                            | \$ 271,321                          | \$ 316,572                | \$ 1,609,720         |                       |
| Linn                    | 127,320          | \$ 897,130                                   | \$ 30,451                        | \$ 866,679                                |                                       |                                    |                                      |                                     | \$ 312,194                | \$ 1,209,324         | \$11.70               |
| Deschutes               | 197,015          | \$ 1,085,770                                 | \$ 42,571                        | \$ 1,043,199                              | \$ 691,795                            | \$ 73,267                          | \$ 73,267                            | \$ 545,261                          | \$ 375,780                | \$ 2,153,344         |                       |
| Jackson                 | 223,240          | \$ 1,399,314                                 | \$ 47,723                        | \$ 1,351,591                              | \$ 237,500                            | \$ -                               | \$ -                                 | \$ 237,500                          | \$ 486,868                | \$ 2,123,683         |                       |
| Marion                  | 349,120          | \$ 2,571,186                                 | \$ 85,561                        | \$ 2,485,625                              | \$ 694,163                            | \$ 49,490                          | \$ 49,490                            | \$ 595,183                          | \$ 895,368                | \$ 4,160,717         | \$10.97               |
| Lane                    | 381,365          | \$ 2,165,975                                 | \$ 69,398                        | \$ 2,096,577                              | \$ 62,347                             | \$ 62,347                          | \$ -                                 | \$ -                                | \$ 755,226                | \$ 2,983,548         |                       |
| Clackamas               | 426,515          | \$ 2,193,435                                 | \$ 71,833                        | \$ 2,121,602                              |                                       |                                    |                                      |                                     | \$ 764,241                | \$ 2,957,676         |                       |
| Washington              | 620,080          | \$ 3,585,154                                 | \$ 110,412                       | \$ 3,474,742                              |                                       |                                    |                                      |                                     | \$ 1,251,667              | \$ 4,836,820         |                       |
| Multnomah               | 829,560          | \$ 4,772,878                                 | \$ 147,644                       | \$ 4,625,234                              | \$ 573,649                            | \$ 61,062                          | \$ 61,062                            | \$ 451,525                          | \$ 1,666,095              | \$ 7,012,623         | \$7.88                |
| <b>Total</b>            | <b>4,268,055</b> | <b>\$ 29,484,623</b>                         | <b>\$ 982,021</b>                | <b>\$ 28,502,602</b>                      | <b>\$ 3,959,839</b>                   | <b>\$ 423,352</b>                  | <b>\$ 308,300</b>                    | <b>\$ 3,228,187</b>                 | <b>\$ 10,267,167</b>      | <b>\$ 43,711,529</b> |                       |



# Strategies and benchmarks to ensure equitable funding strategies

# Recommendations from the 2022 set-aside funding workgroup

- Recognizing gaps in CBO coverage with initial funding to CBOs, OHA and LPHAs developed an initial approach to begin to close gaps.

## Rural set-aside funding:


- Process for prioritizing and allocating up to \$25,000 to CBOs to cover population and geographic gaps.
- Developed methodology for identifying underserved regions and counties.
- Developed CBO application re-review strategy and outreach strategy

# Public Health Modernization Funding Formula

- Designed for local public health authorities
- Calculation based on county population and rank of specific county on certain indicators that are weighted.


# Public Health Modernization Funding Formula

- Indicators (weight):




- **Burden of disease:** premature death (5%)
- **Health status:** quality of life (5%)
- **Racial and ethnic diversity:** % of population not categorized as “white alone” (18%)
- **Poverty:** % of population below 150% FPL (18%)
- **Education:** % of population age 25 years+ with less than high school graduate education level (18%)
- **Limited English Proficiency:** % of population age 5 years+ that speaks English less than “very well” (18%)
- **Rurality:** % of population living in rural area (18%)

## Group brainstorm



- What would equitable distribution of funding look like?
- What benchmarks could we use?

## Meeting review and next steps



- Next meeting is June 12 from 10:30-12:00.