

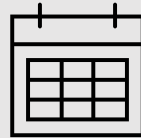
# 2023-24 Innovative Mobility Microgrants Cycle 1 Report

---

April 2024



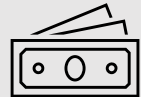
## EXECUTED MICROGRANT PROJECTS



Cycle 1: Fall 2022 - Summer 2023



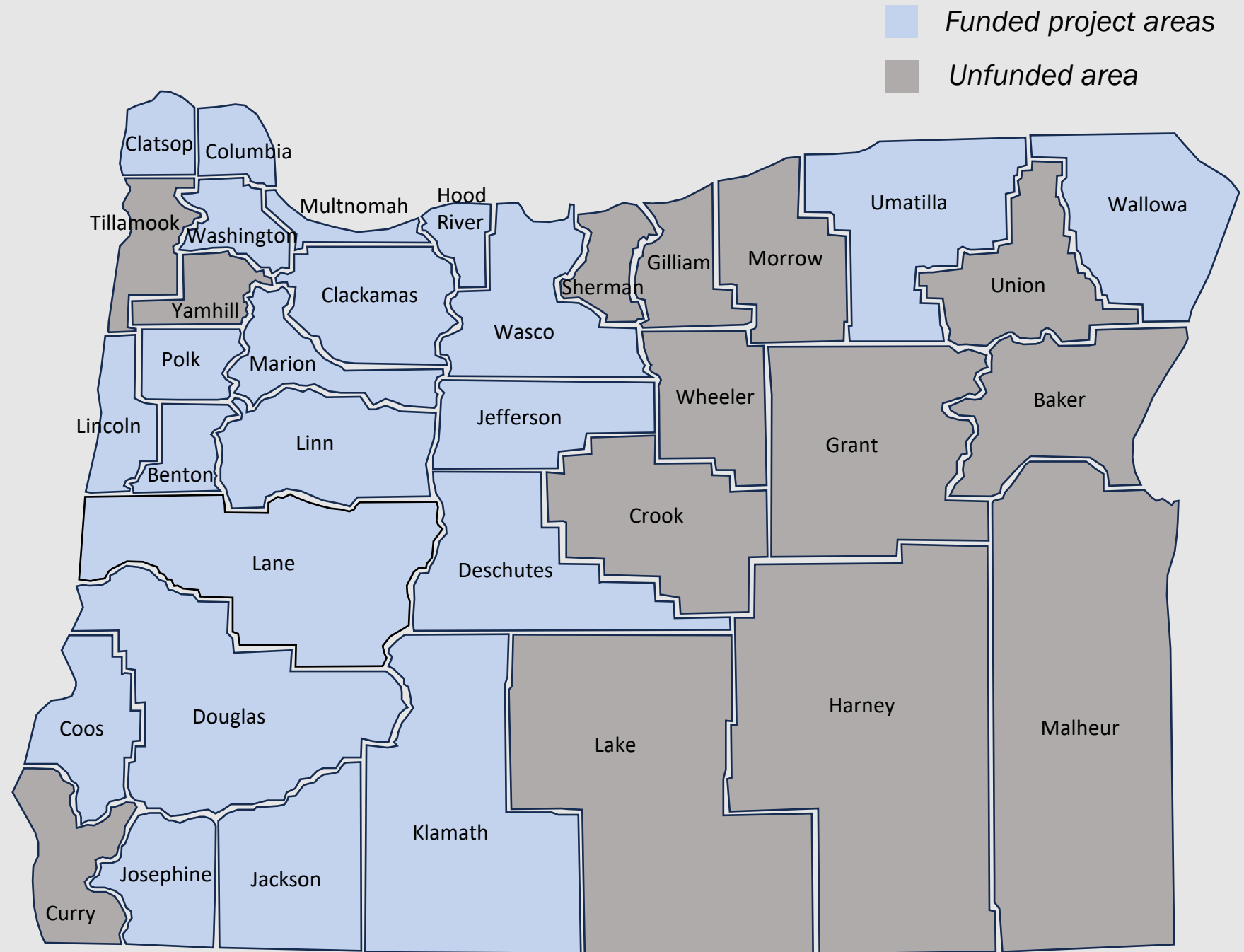
59 projects across Oregon



\$275,690 - total funding dispersed

# MICROGRANT FUNDING BY COUNTY

- The IMP has funded projects in **22 counties**.
- Counties with the most projects thus far include **Multnomah, Lane, Jackson, Marion, and Hood River**.







## BUILDING RELATIONSHIPS

- 47% of microgrant recipients had never received grant funding from ODOT.
- 66% of microgrant recipients were non-profit/private entities.
  - Nonprofit partners included affordable housing developers, culturally specific CBO's, transportation providers, health providers, and more.
- All projects served a historically underserved population, such as those with low-incomes, people of color, veterans, youth, etc.





## MICROGRANT IMPACT\*

# Active Transportation

- More than **3,000 bike/ped safety materials** have been distributed.
- More than **680 bicycles** have been serviced and **8 bikes** have been purchased for a bikeshare.
- 240 lane dividers were purchased for a demonstration project (*see image to the left*)

\*Data is preliminary. Staff continue to receive microgrant reporting.





## HOOD RIVER COUNTY SCHOOL DISTRICT Middle School Demonstration Project

### Project Summary:

Install recycled lane separators for a 2.5-month demonstration pilot to create safer walking and rolling gateway for students who attend Hood River Middle School.

### Project Highlights:

- During pilot, school arrival counts for those walking and biking was about 100 people.
- “Based on student feedback, the project was 100% successful and had they been in charge, it would not have been removed.”
  - Megan Ramey, SRTS Manager

[Video in Safe Routes to School Demonstration - Google Photos](#)

(route path – 40 seconds)

[Video in Safe Routes to School Demonstration - Google Photos](#)

(youth thoughts on the ending of the pilot program – 2:56 mins)



## MICROGRANT IMPACT\*

# Public Transportation

- More than **700 subsidized fare passes** have been distributed.
  - Examples of passes: Annual GOrge, CAT (Columbia Area Transit) Dial-a-Ride, Tri-Met Hop, Rogue Valley Transportation District

\*Data is preliminary. Staff continue to receive microgrant reporting.





## MID COLUMBIA ECONOMIC DEVELOPMENT DISTRICT (MCEDD) **Columbia Gorge Native American Transit Adventure**

### **Project Summary:**

MCEDD partnered with Nch'i Wana Housing, the Columbia River Inter-Tribal Fish Commission, and others to provide subsidized fare and travel training services to the Native American community.

### **Project Highlights:**

- 50 adult and 50 youth annual GOrge transit passes and 286 safety/reflective items were distributed.
  - Requested transit pass need: 30% medical, 30% work, 10% school, 30% shopping.
- Outreach and travel training services were conducted at Treaty Fishing Access sites, in-lieu sites, and villages where participants live.



Image source: City of Medford

## MICROGRANT IMPACT\*

# Outreach and Events

- More than **60 events** have been hosted and/or attended by grantees. Examples include...
  - Conducting walking survey/audits
  - Bicycle rodeos
  - Community bike rides
  - Bicycle repair days
  - Open streets event
  - E-cargo bike education
  - Tabling at various community events, providing bike/ped/transit education and safety information.

\*Data is preliminary. Staff continue to receive microgrant reporting.





Image source: Blanchet House of Hospitality

## BLANCHET HOUSE OF HOSPITALITY

# Blanchet House Free Bike Clinic

### Project Summary:

Blanchet House serves those experiencing homelessness, extreme poverty, and mental health challenges. Hosting monthly bike repair clinics provides clients the opportunity to safely engage in active transportation.

### Project Highlights:

- 76 bikes were serviced over 5 events. In addition, staff distributed 10 bike locks, 5 bike lights, 50 helmets, and patch kits.