

Systemic Barriers and the Intersectionality of Identities with Disabilities

July 18, 2023


Presenters:

Missy O'Bryant, Oregon Department of Human Services

Erin Taylor, AIM-4-Access

Theresa Pruett, Oregon Department of Human Services

Frank Tagore Sardiña Miles, Oregon Department of Human Services and Oregon Health Authority



Intersecting Forms of Oppression

Racism

System of oppression that creates inequities based on race.

Classism

Systems of oppression that creates inequities based on class.

Sexism

Oppression that creates inequities based on gender and/or sex.

Ageism


Systems of oppression that create inequities on the bases of age.

Colonialism

The policy or practice of acquiring full or partial political control over another country, occupying it with settlers, and exploiting it economically.

Immigration Status

Systems of oppression that create inequities on a result of citizenship and or immigration status.



Ableism

System of oppression that create inequities based on disability.

Religion

Oppression based on religious beliefs, practices, and/or affiliations.


Heterosexism

System of oppression that creates inequities based on sexual orientation.

Kimberlé Williams Crenshaw

<https://youtu.be/ViDtnfQ9FHc>



A black and white portrait of Audre Lorde, a Black woman with a large, dark afro hairstyle, looking directly at the camera with a neutral expression. She is wearing a dark, textured, button-down shirt. The background is plain white.

**"There is no such thing
as a single-issue struggle
because we do not live
single-issue lives."**

Audre Lorde

Writer, Womanist, Civil Rights Activist

Intersectionality

Ableism, coupled with white supremacy, supported by capitalism, underscored by heteropatriarchy, has rendered the vast majority of the world "invalid."

A Snapshot of Data

Race/Ethnicity	Total Population	Percentage
Oregon	4,207,177 ↓	---
American Indian or Alaska Native	46,075 ↑	1.1% ↑
Asian	186,724 ↓	4.4% ↓
Black or African American	77,913 ↓	1.9% ↔
Native Hawaiian or Pacific Islander	17,272 ↓	0.4% ↔
Some other race	158,743 ↑	3.8% ↑
White	3,394,838 ↑	80.7% ↑
Two or more races	325,612 ↑	7.7% ↑
Hispanic or Latino (any race)	570,511 ↓	13.6% ↓
Have a disability	599,964 ↓	14.4% ↓
Female	2,110,748 ↓	50.2% ↓
Male	2,096,429 ↑	49.8% ↑

Data Source: 2021 American Community Survey (ACS), tables DP05 and DP02.

↑↓: Increase or decrease based on ACS changes from 2019 to 2021.

↔ No change. Demographic population decreased but remained the same percentage of the overall population.

What You Can Do...

1. Check your privilege.
2. Listen and learn.
3. Make space.
4. Be mindful of your words and attitudes.
5. Continue the conversation.

Do the best you can until you know better. Then when you know better, do better.

– Maya Angelou

-WE ARE ALL LEARNING TOGETHER-

Contact Info

- **Melissa “Missy” OBryant (she/her)**
ODHS Office of Equity & Multicultural Services
Service Equity Manager, Shared Services
melissa.Obryant@odhs.oregon.gov
- **Theresa Pruett (she/her)**
ODHS District 15 Clackamas County
Data & Financial Analyst & Contract Administrator
Theresa.w.pruett@odhs.Oregon.gov
- **Frank Tagore Sardiña Miles (he/him/el)**
ODHS|OHA CJIS Administration, Shared Services
ODHS|OHA CJIS Administrator and Local Agency Security Officer
frank.t.miles@odhs.oregon.gov
- **Erin J. Taylor (she/her)**
Co-founder of AIM-4-Access LLC. (Accessibility and Inclusion Matter)
taylorridler@aim-4-access.com

Data Sources

- American Community Survey Data: <https://www.census.gov/programs-surveys/acs/data.html>
- Centers for Disease Control and Prevention's (CDC's) "Population Surveys that Include the Standard Disability Questions" (lists the six core federal disability questions): <https://www.cdc.gov/ncbddd/disabilityandhealth/datasets.html>
- [CDC Disability and Health Data System \(DHDS\) Oregon demographics](#) (data filtered for Oregon)
- CDC DHDS home page (unfiltered): <https://www.cdc.gov/ncbddd/disabilityandhealth/dhds/index.html>
- CDC Adults with Disabilities: Ethnicity and Race: <https://www.cdc.gov/ncbddd/disabilityandhealth/materials/infographic-disabilities-ethnicity-race.html>
- Bureau of Labor Statistics (BLS) Labor force characteristics by race and ethnicity, 2020: <https://www.bls.gov/opub/reports/race-and-ethnicity/2020/home.htm>