



FY 2025 Protection Fiscal Budgets

Board of Forestry

June 06, 2024

Chris Cline, Chief of Fire Protection

Ron Graham, Deputy Chief of Fire Operations

Tim Holschbach, Deputy Chief of Policy & Planning



FY 2025 Fiscal Fire Protection Budgets

The Base Level:

The “Local Fire Department”
Headquarters Services and Areas

Statewide Severity:

Additional Resources above the base funded by
General Fund and OFLPF

Large Fire Cost:

Blend: General Fund, Oregon Forestland Protection
Fund, FEMA, Reimbursable Fires

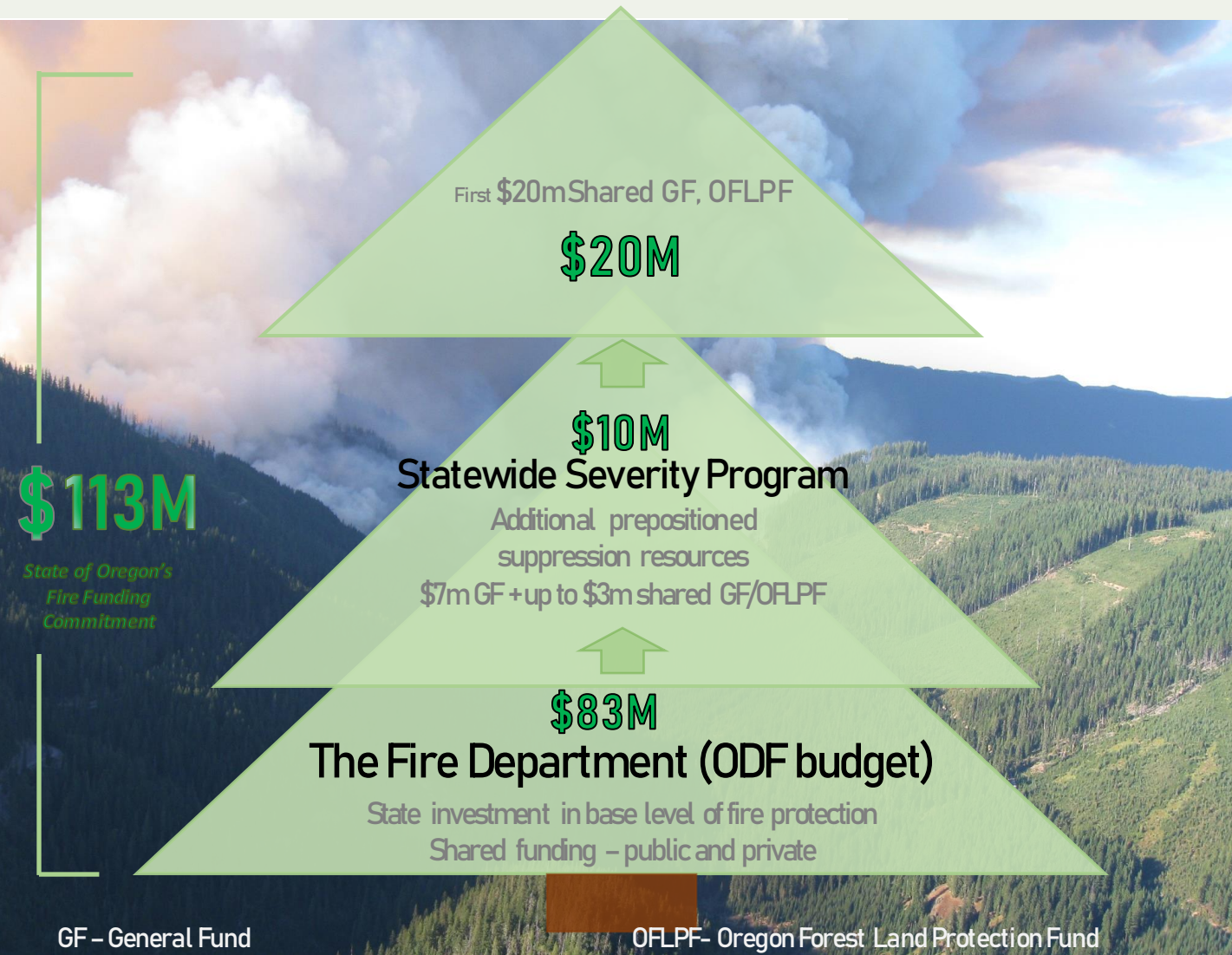


Funding Partnership

- Complete and Coordinated Fire Protection System
 - State Office, Area, Districts, Cooperators, and Landowners
- Complex blend of private and public dollars
 - Private Landowners 50% / General Fund 50%
 - Public Landowners 100%



Oregon's Fire Funding Framework FY 2025

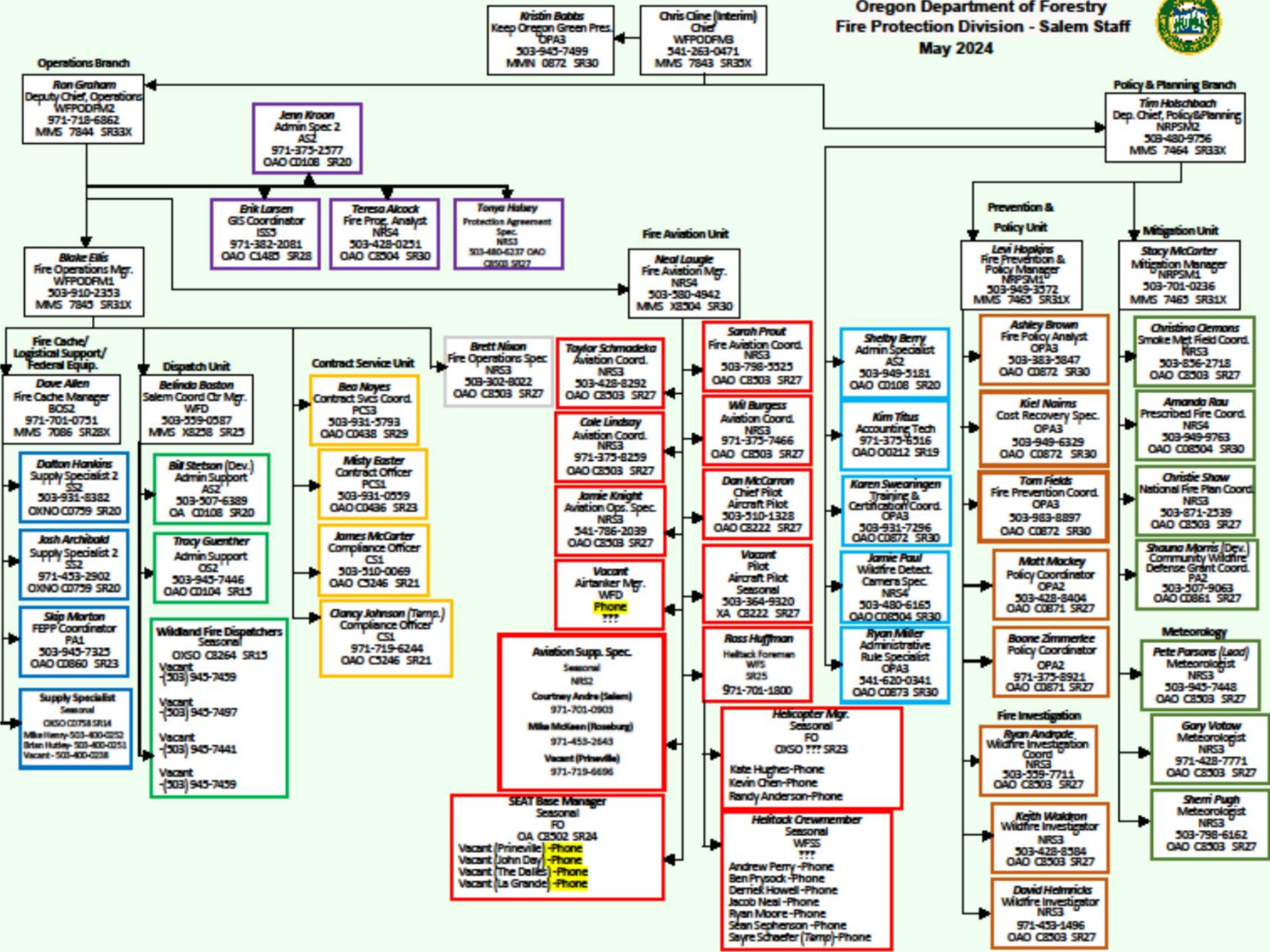


The Base Level of Fire Protection

- 16.2 Million Acres (half of Oregon's Forestland)
- 12 Fire Protection Districts
- Initial and Extended Attack Capacity
 - 3 ODF Incident Management Teams
 - Overhead-Fireline Supervision
 - Engines
 - District Contract Helicopters
 - IA Dozers
 - Frontline Seasonal Firefighters



Oregon Department of Forestry
Fire Protection Division - Salem Staff
May 2024



ODF Fire Protection Division Org Chart

Budget Development

“Base Level”

- Headquarters Services Fire Protection Budget
- Area Fire Protection Budget
- District’s develop fiscal budget
- Review and guided by Associations / Boards
- Approved by the Board of Forestry
- Establishes the Level of Protection and associated costs (per-acre assessment)

Legislative policy determines ratio (ORS 477.230)





Oregon Department of Forestry

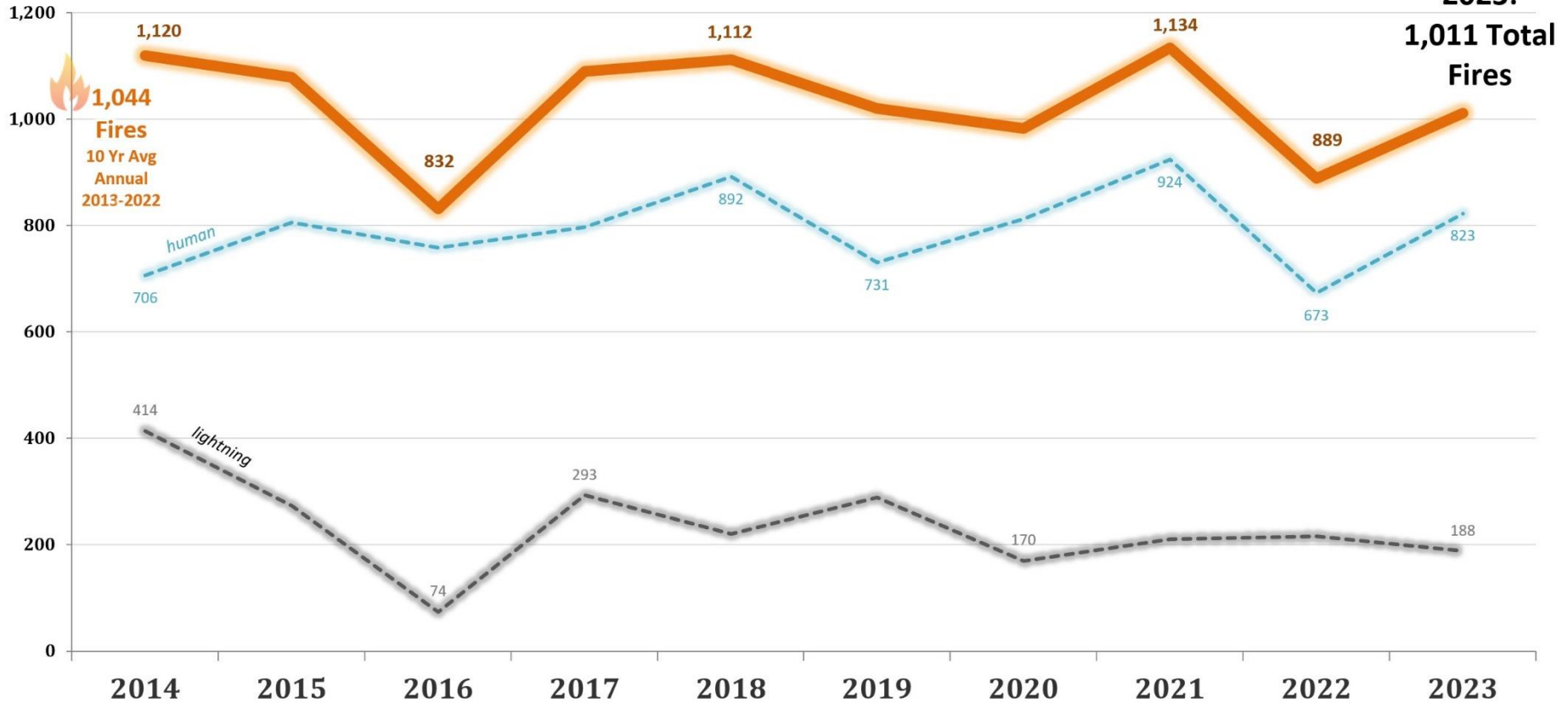
Number of Fires 2014-2023

ODF Fire Intel. Data 12/31/2023.

Fires Under Investigation are accounted for in Human Category.

--- Lightning - - - Human

Number of Fires



2023:
1,011 Total
Fires

1,044
Fires
10 Yr Avg
Annual
2013-2022



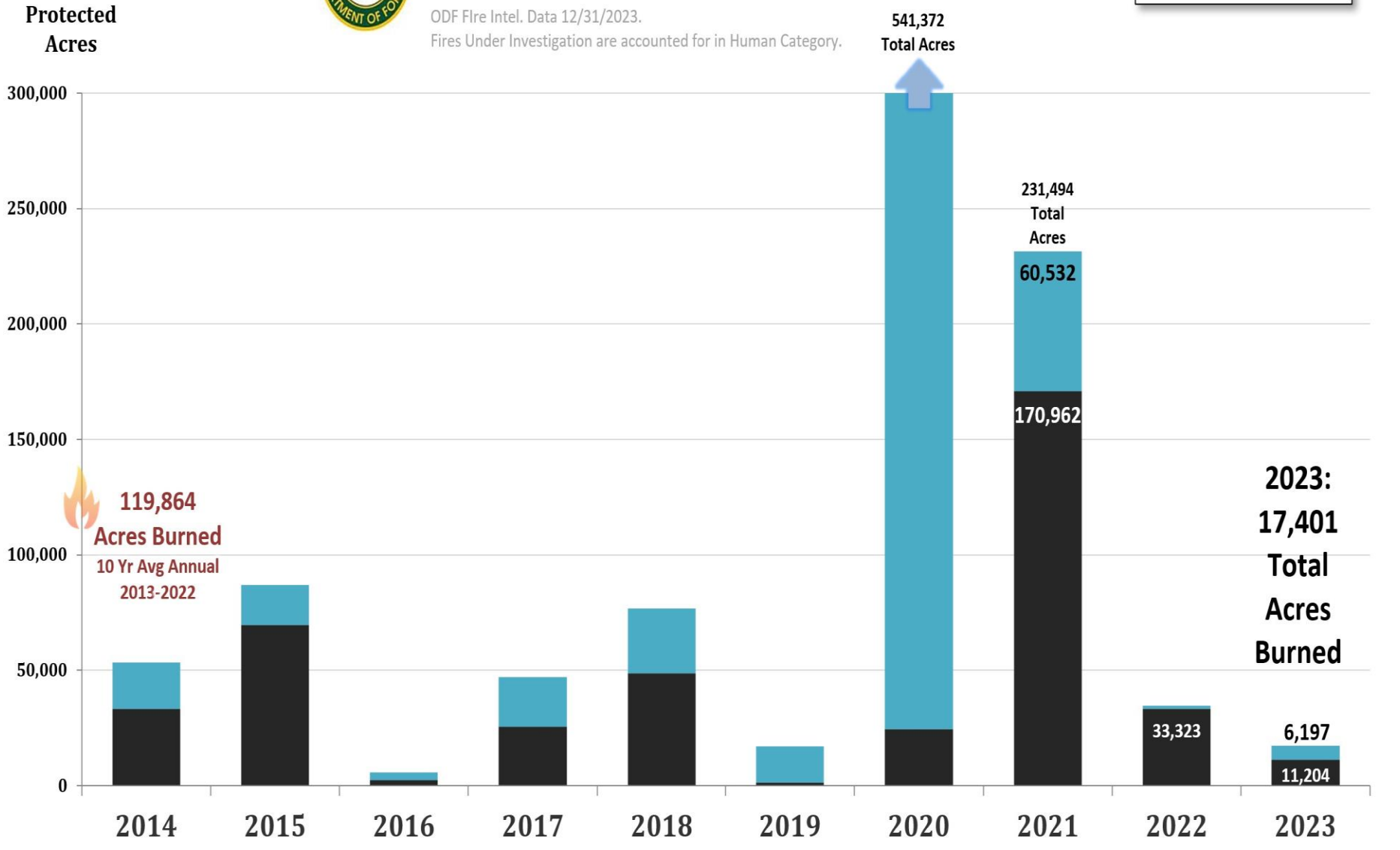
Oregon Department of Forestry

Protected Acres Burned 2014-2023

ODF Fire Intel. Data 12/31/2023.

Fires Under Investigation are accounted for in Human Category.

■ Lightning ■ Human



 **119,864**
Acres Burned
10 Yr Avg Annual
2013-2022

541,372
Total Acres

231,494
Total
Acres

170,962

2023:
17,401
Total
Acres
Burned

33,323

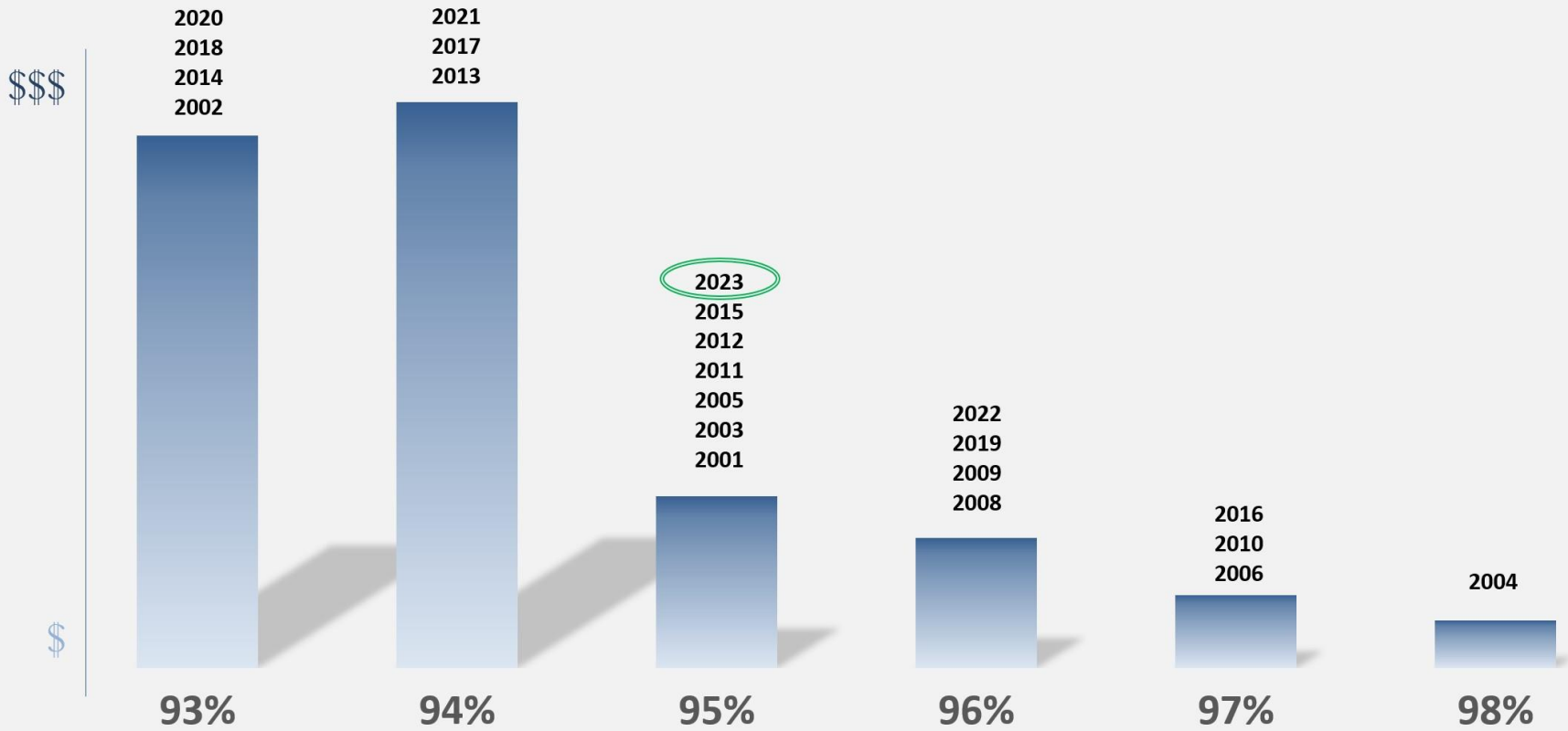
6,197

11,204



Keeping Fires Small Means Big Savings

ODF Fires 9/22/2023, Protection Finance and EFCC data 9/21/2023.
Showing Average of Gross Costs for Years at Each Performance Level (%).



Key Performance Measure: Percentage of Fires Caught at 10 Acres or Less

Spring 2024 Association Meetings

- Meetings were held and attended by Fire Protection Leadership
- Most Forest Protective Associations recommended approval of fiscal budgets
- Eastern Oregon Forest Protective Association did not recommend approval of fiscal budgets
- Letters to the State Forester (attachment #02)



Recommendations

- The Department recommends the Board approve all Fiscal Year 2025 District and Association Protection Budgets as presented in Agenda Item 03, Attachment 01.
- The Department recommends that the Board adopt the proposed final order as written for Ross Ryno in Agenda Item 03, Attachment 05.

