


School Safety and Emergency Management

← Monthly Minute: Earthquake Preparedness October 2023 →

Monthly Minute is a newsletter providing insight and tips on potential threats and hazards brought to you by your regional school emergency management professionals in partnership with the Oregon Department of Education.



done and why. We drop, seek cover and hold on to protect ourselves from falling debris that could cause injury. Identify spots in your usual instructional spaces where a student or staff member can take cover and hold on. This might be easy in a classroom with desks. But it might be challenging in a gymnasium. In these spaces, it is important to remember the purpose of the drill: find an appropriate place that minimizes the risk of falling debris. In a gym, that might be along an interior wall away from hanging basketball hoops or wall-mounted scoreboards.

Earthquake! Drop, cover and hold-on! October is the month for The Great Oregon Shakeout: when we collectively practice and review procedures for responding to an earthquake. Even with the advantage of advanced warning systems like ShakeAlert, we will only get seconds or tens of seconds depending on location—not enough time to review what should be done to protect ourselves. Practicing today could save lives tomorrow.

If your school is in a tsunami zone, be sure to review evacuation and reunification procedures. October’s focus on earthquake preparedness is the perfect time to review how your school and district will manage a catastrophic event. Pull out your plans like you would your school team’s playbook. Make sure people in key positions know how they will handle their part. And make sure everyone knows who they report to. One of the biggest causes of confusion in a disaster is the lack of a unified supervisory structure. This happens when one person is trying to handle more than they should. When everyone knows what their role is during a disaster or emergency, leaders can more effectively manage their


(continued on next page)

This Month... Conduct an earthquake drill this month. If you are in a tsunami zone, consider your evacuation routes and review reunification through a tabletop exercise.




Conduct an earthquake drill.

Up Next... November’s Monthly Minute will cover cold weather preparedness. Get the winter coats out and get ready for colder weather and slippery sidewalks!



Conduct a Shelter-in-Place Drill in November.



School Safety and Emergency Management

← Monthly Minute: Earthquake Preparedness October 2023 →

Below are the steps to take during an earthquake: Drop! Cover! Hold on! Review and practice these steps with your students and staff on October 19th, the Great Oregon Shakeout! Visit the [Oregon Shakeout site](#) for resources.



(continued from previous page)

responsibility and make decisions that make the whole school safe. A tabletop exercise is a great way to review roles and responsibilities. Just take out your plan at your next faculty meeting and start from after the earth stops shaking: how do you evacuate, take account and potentially relocate to another site so you can reunify your students with their families?

A high-quality emergency operations plan will consider actions to take before, during and after an earthquake. Set goals that are achievable in any time or place. Here are some things to consider before, during and after an earthquake:

- Inspect your facilities early and often to identify weak points that could worsen in an earthquake.
- Establish and practice earthquake drills in your school. International shakeout day is the third Thursday of the month (**October 19th**).
- Have a communications plan that will notify parents of an early dismissal if your facilities become unsafe to occupy.
- Have a plan in place that will support all persons with access and functional needs—consider everyone who may need additional assistance in a disaster.

Contact us for assistance planning and practicing your emergency drills.

Contact Information

Scan the QR code below or [click this link](#) to connect with a regional school emergency management professional for help on this or any other school emergency topic.



Join us on the **2nd Wednesday of every month at 8:30am** to get assistance with this or other emergency preparedness topics: [ZOOM LINK!](#)

Additional Resources

Go to our [threat and hazard resources page](#) for help on this and to find a calendar of emergency preparedness topics and monthly drills.

REMS: [Emergency Preparedness for Students with Disabilities](#).

Oregon Emergency Management [local contacts list](#).