

What to do if you find lesser celandine...

Don't be fooled by its beauty, it can spread throughout your garden. Dig up small patches and make sure you remove all the tubers. Any surviving tubers will grow in following years. Don't put the plant in your compost. Instead, dispose of it in your garbage. Larger patches can be sprayed at bloom time with herbicides. Watch for this plant in gardens and neighborhoods, but report sites only when found in wild or natural areas. Note the location using either local landmarks or GPS coordinates. This information is essential to confirm sites.

Don't let lesser celandine spread in Oregon!

**Report suspect
sites to**

Oregon Department of Agriculture
Noxious Weed Control Program
503-986-4621
or call

1-866-INVADER



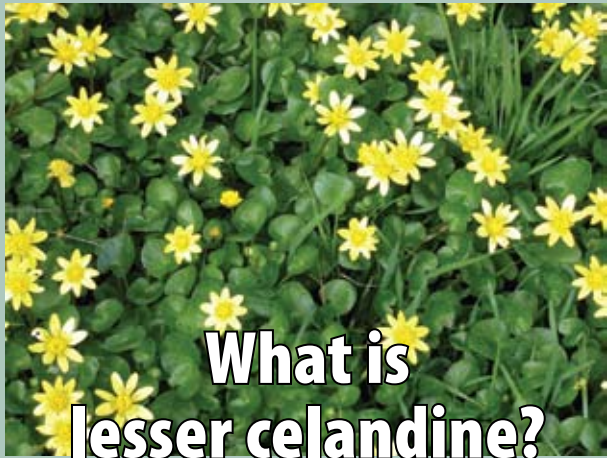
**Oregon Department
of Agriculture**
Plant Division
Noxious Weed Control Program
695 Capitol St. NE
Salem OR 97301-2532



Lesser celandine

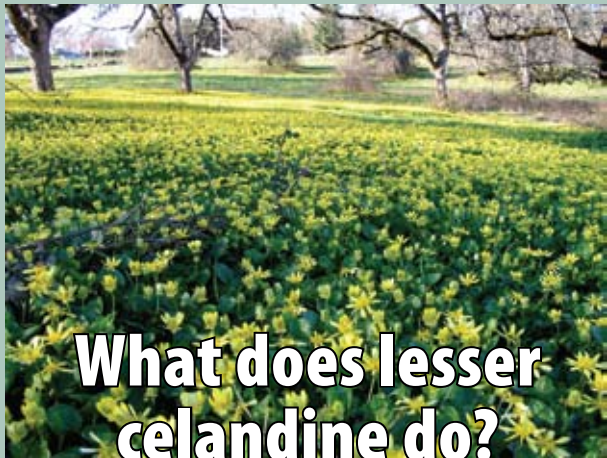
Ranunculus ficaria

**BEAUTIFUL
INVADER!**



What is lesser celandine?

Lesser celandine is a tuber-forming perennial buttercup commonly planted in flower gardens or found growing wild in surrounding landscapes. While it is a beautiful, early spring bloomer, it is known to be very invasive and difficult to control.



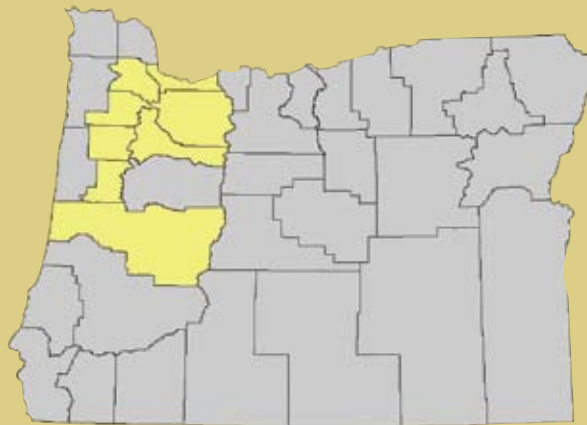
What does lesser celandine do?

Gardens can be overrun by lesser celandine. Once a substantial tuber population is established, control becomes expensive and labor intensive. In wild settings, the plant can completely dominate certain forest floor environments, out competing native wildflowers.




How does lesser celandine spread?

Reproducing either by seed, plant segments, or tubers, lesser celandine is now spreading throughout the Willamette Valley. Gardeners have been responsible for distributing this plant to many urban landscapes. From these gardens, the species has spread by animals, contaminated garden compost, contaminated loam used in landscaping, or small creeks flowing through urban landscapes.



- Widely distributed
- Limited distribution
- Not known to occur



How can you identify lesser celandine?

Identification is most easily accomplished during bloom time when the bright yellow flowers cover the plants. Never reaching more than five to six inches tall, the plant forms dense green clumps with the flowers extending above the kidney shaped leaves. Blooming occurs March through April. Other important plant structures are the small grayish tubers called turions that are formed in abundance. Shaped like sweet potato tubers, these hardy little plant structures make lesser celandine control difficult and frustrating.

<http://oregon.gov/ODA/PLANT>
05/2009

Photography by Glenn Miller, ODA.
Materials and photos are available at no cost.
Please credit Oregon Department of Agriculture.
Contact 503-986-4621 for more information.

