



Oregon Department of
**Early Learning
and Care**

**Outdoor Nature-Based
Community Workgroup**

May 21, 2024





Welcome to the Workgroup!

We are glad you are here. While we are waiting to begin, please add your name and role in this Workgroup in the chat.

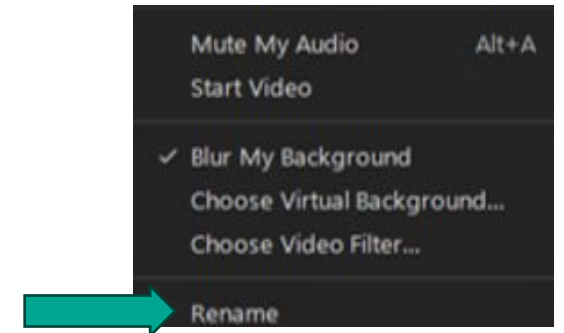
Rename your participant icon with your first and last name. You can do that one of two ways:

1. Click on the participants icon on the bottom of your screen.

- At the top right, your participant name will appear.
- Hover over your name and click on the 3 dots to the right and click rename.



2. Right mouse click on the screen to get a short menu. Choose rename.



Accessing Zoom from a phone App:


Rename your participant icon with your first and last name.

1. On the Zoom in-meeting controls, tap Participants

2. Tap your name, then tap rename

3. Other controls:

- *6 Mute/Unmute
- *9 Raise/Lower hands





Meeting Agenda

1. Welcome / Introductions
2. Review of meeting agenda
3. Review Group Norms
4. Workgroup scope and format
5. Follow-up/Feedback:
 - Supervision
 - Staff/Child Ratio and Group Size
 - Benefit/Risk Assessment
 - Risky Play Activities
6. Discussion Topics:
 - Staff Qualifications/Director and Teacher
7. Break
8. Discussion Topics:
 - Determining capacity for ONB program
9. Closing and next steps (5 minutes)





Group Norms



- Allow opportunities for all voices to be heard
 - *Take space, make space*
- Remain focused on the scope of the workgroup
- Be open for respectful discussion
 - *Have an open mind and ask clarifying questions to confirm understanding*
- Encourage and honor individual perspectives and truths
 - *All experiences are valuable and contribute to our shared understanding*
- Use the "raise hand" function or chat for comments
- Practice active listening
 - *Listen to understand and give time to reflect before responding*
- Seek commonality
 - *We may disagree-which is okay-but will be guided by our shared commitment*



Workgroup Scope and Format

- ❑ What is a Community Workgroup?
- ❑ Workgroup members will provide feedback on where changes can be made. Some guiding questions and considerations:
 - ❑ What are the potential impacts for those changes?
 - ❑ How would this look in an outdoor environment? Keep in mind some programs are strictly outdoors.
 - ❑ Balance possible financial impacts, available research on recommended best practice, and available resources
 - ❑ How would these rules support new ONB programs as they pursue licensing
- ❑ CCLD will review the feedback to the proposed language
- ❑ CCLD will make changes based on previous meeting feedback

If other topics arise





Feedback and Follow-up

- Supervision
- Ratios and Group Size
- Benefit/Risk Assessment
- Risky Play Activities





Supervision vs Active Supervision

What We Heard:

- There isn't a difference between active supervision and supervision, why have two levels of supervision defined in the rules;
- Level of supervision may depend on activities, ages and group size of children

Adjustments Made Based on Feedback:

One definition of supervision:

Supervision: means the act of caring for a child or group of children. This includes awareness of and responsibility for the ongoing activity of a child. It requires physical presence, knowledge of children's needs, and accountability for their care and well-being. Supervision also requires that caregivers be near and have ready access to children to intervene when needed. Supervision requires children have the full attention of the required number of staff and they be within sight and sound, without relying on audio or video monitoring devices.



Supervision Rules

A certified ONB Program must ensure that children have the full attention of the required number of staff at all times who must:

- Be aware of what each child is doing;
- Know and take into account the age of each child, the child's individual behaviors, interests and abilities, the layout of indoor and outdoor space, and any potential hazards or risks from activities children are engaged in;
- Be near enough to children to assist and respond when needed;
- Be within sight and sound, without relying on audio or video monitoring devices, except as specified in OAR 414-xxx-xxxx
- Not participate in personal activities that could interfere with supervision, such as visitors, phone calls, or electronic device use; and
- Provide supervision when contracted or non-staff persons are with children;
- A certified ONB Program's staff must position themselves or arrange indoor and outdoor equipment to allow supervision of children while playing on all equipment.



Group Size Definition and Requirements

- "Group": means a specific number of children assigned to specific staff.
- When more than one group of children utilizes an outdoor classroom at the same time, the following apply:
 - Each group is considered separate and operates independently. The group must have its own staff, program materials, and attendance records;
 - Children may not move freely between different groups; and
 - Multiple groups can come together briefly for a specific activity (e.g., eating, napping, large muscle activities), but in general, the groups should remain separate throughout the day.



Group Size and Staffing

A certified ONB Program must have two caregivers who meet the qualifications of a teacher, as defined under (OAR....) with each group of children. A third staff person in each group may be a teacher or aide.





Staff-to-Child Ratio and Group Size

What We Heard:		Feedback Requested:
<ul style="list-style-type: none"> The proposed ratios are not feasible and would pose barriers to programs obtaining a license; The proposed numbers are prohibitive 		<ul style="list-style-type: none"> What staff-to-child ratios and group size requirements would you recommend?
Proposed ratios from last meeting:		
Age of Children:	Ratio/Group Size:	Mixed ages:
Preschool (36m-Kinder)	1:6 (16)	In a mixed age group, a certified ONB program must meet the ratio and group size requirements for the youngest child in the group.
Younger School-Age (Kinder-8y)	1:8 (20)	
Older School-Age (9y-12y)	1:10 (20)	



Benefit/Risk Assessment

What We Heard:	Adjustments Made Based on Feedback
<ul style="list-style-type: none">• This would be a workable tool for programs and would help support new ONB programs with assessing their environment.• Could be a good reference for staff, potential families, etc.• Suggest one form per activity rather than addressing each specific item that is located in an ONB program. (Example: list tree climbing vs a risk plan for a specific tree)	<ul style="list-style-type: none">• A template will be developed that will be used during precertification visits from CCLD and will need to be updated when/if additional space will be added.• It will follow the general framework of the assessment reviewed at the last meeting but will be more general in scope.• Programs will not be able to add additional space without a licensor reviewing the Benefit/Risk assessment for the addition first.



Risky Play Activities

What We Heard:

- Supervision and understanding children's skills and abilities is critical when allowing children to participate in more challenging activities;
- Parents must sign waivers or permission for their children to participate in these activities is required;
- Children need to be taught basic skills of tool use or any other skills that come with participating in these activities before the child(ren) can move onto more advanced tool use or before they participate in activities that have a higher risk.

Proposal:

- After reviewing Washington's rules for Risky Play Activities, what adjustments would you suggest we make?



Discussion Topics





Staff Qualifications-Director

Washington State's Director Requirements

- Complete applicable preservice, training, in-service and ONB program policy requirements (equivalent to CCLD safety set and orientation requirements);
- Have 30 hours or three credits of nature-based education training at the time of the initial licensure or hire;
- Have two years of experience as a teacher of children in any age group enrolled in the ONB program and at least six months of experience in administration or management, or a department approved plan.
- Serve as a teacher, if qualified, and have regular duties when 20 or fewer children are onsite
- The director may be responsible for only one site

- Initial thoughts on Washington's director qualification requirements?
- Do you have any additional recommendations to add for the director?
- Is there any additional education or experience you would like to see included?



Staff Qualifications-Teacher

Washington State's Lead Teacher Qualification Requirements:

- Be at least 18 years old;
- Meet the qualifications of a teacher:
- Complete all applicable preservice, training, in-service, and ONB program (equivalent to CCLD safety set and orientation requirements)
- Have 10 hours or one credit of nature-based education training at the time of hire;
- When serving as a substitute director, when the director is not onsite:
 - Have two years of experience as a teacher in an ONB program;

Questions we Have:

- Initial thoughts on Washington's staff qualification requirements?
- Tell us about the experience/education of your staff?
- What sort of onboarding activities do you offer?
- What would you recommend for new programs to have in place prior to allowing staff to lead a group of children?
- What training do you have access to?



Teacher Qualifications Continued

CCLD Teacher Qualification Requirements

At least 750 hours of qualifying teaching experience in a Certified Child Care Center or comparable group care program in the appropriate age level; OR

One year of 1500 hours of qualifying experience in Registered or Certified Family child care. OR

Documentation of attaining at least a step 6 in the Oregon Registry; OR 9 quarter credits in two CKCs (3 must be in HGD or UGB) OR

An Associates Degree from a college or university: OR

(Majors: ECE; Child development; Special education, Elementary education; Human development; Child and family studies.)

A state or nationally recognized credential, e.g. CDA

- Related to preschool-age children

Comparable group care program: means a program which has the following elements: 1. individuals are supervised by knowledgeable professionals; 2. Training of individuals is provided or required annually; 3. Group size is similar to a certified child care facility; Curriculum is age appropriate; and The program is not providing uncertified drop-in care

Qualifying Teaching Experience: Experience gained with a group of the same age children in at least 3-hour blocks; within a 36-month period. The following does not constitute qualifying teaching experience: leader of a scout troop, coaching, Sunday school teacher



Five Minute Break



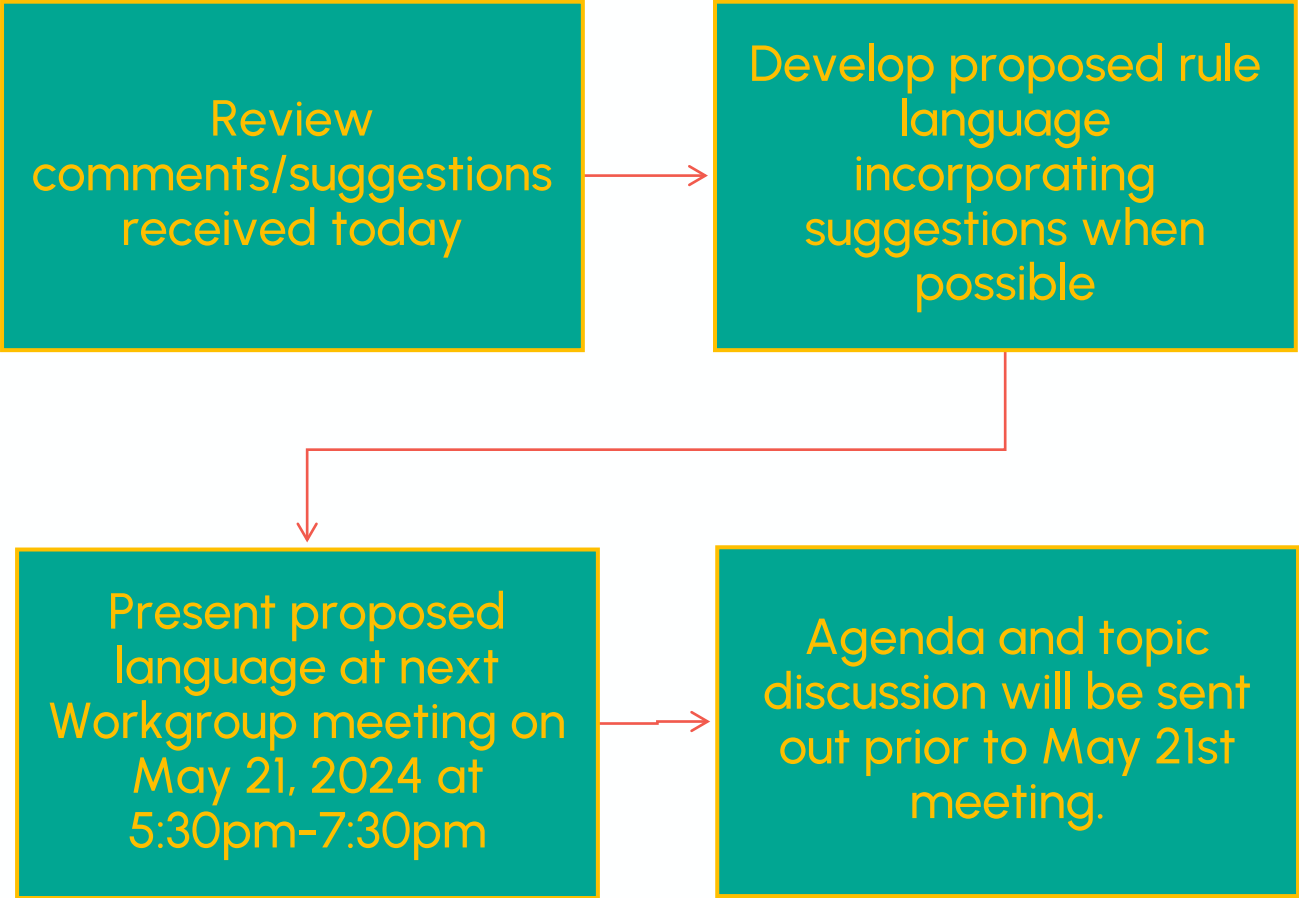


ONB Program Capacity

Washington State's Requirements:	Questions we Have:
<p>For each child attending an ONB program, there must be a minimum of 4,000 square feet of natural space per child in attendance to support a nature-based curriculum, unless otherwise approved by a park's director and the department;</p> <p>For a permanently located outdoor classroom area, each child in attendance who is receiving instruction within that area must have a minimum of 75 square feet of space in that area per child in attendance, not including bathroom or diaper changing spaces or ground space occupied by shelves, features, or other equipment not intended to be accessible to children.</p>	<ul style="list-style-type: none">• How large is the space you are currently working with?
	<ul style="list-style-type: none">• What's reasonable considering environmental impacts and how much land you are working with?
	<ul style="list-style-type: none">• Thoughts and feedback on the 4,000 square feet requirement<ul style="list-style-type: none">• Note: 1 acre of land=43,560 square feet. Based on that calculation, one acre of land could possibly accommodate 10 children.



Next Steps





Contact Information:

Carol Petersen

carol.a.petersen@delc.oregon.gov

Next Meeting:

Tuesday June 4, 2024

5:30 pm-7:30 pm



Thank You