

Finance/Admin Update

June 3, 2024

- **Staffing Update**
- **23-25 Finance Snapshot**
 - **Operations**
 - **Aircraft Registration**
- **Pavement Maintenance Program**



Finance/Admin Update

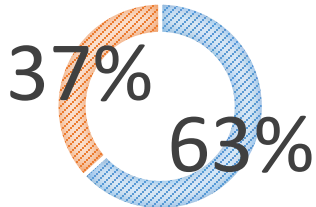
June 3, 2024

- **Marketing & Administrative Specialist Position**
- **Open for Applications Now until June 11th**

Finance Update Operations Snapshot

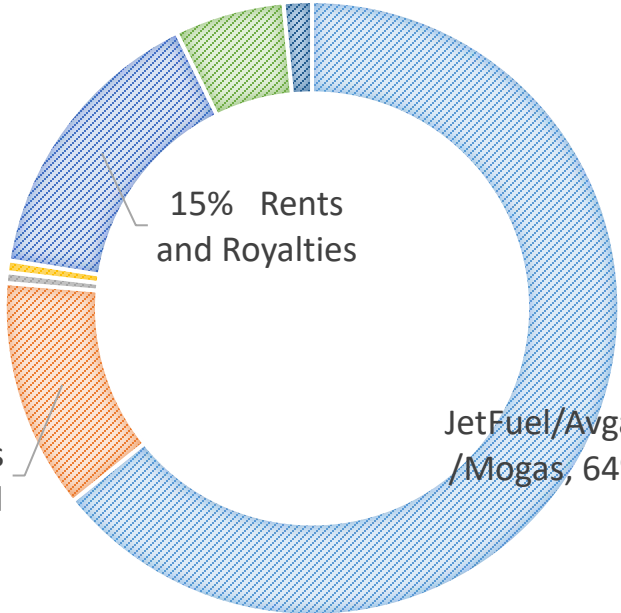
OPS EXPENSES

- Personal Services
- Service & Supplies



OPS REVENUE

6% Fleet/Equip Sales



| Oregon Department of Aviation Operations Revenue <i>Biennium 2023-2025 Thru May 2024 (46%)</i> | | | | | |
|--|------------------------|---------------------|---------------------|---------------------|---------------------|
| | Current Biennium 23-25 | | | | |
| | 21-23 Biennium | Biennium to Date | Projected | Total | Limitation |
| Beginning Balance | \$ 1,138,545 | \$ 843,948 | | \$ 843,948 | |
| Revenue: | | | | | |
| JetFuel/Avgas/Mogas | 2,848,219 | 1,169,977 | 1,823,237 | 2,993,214 | |
| Other NonBusiness Licenses and Fees | 412,290 | 277,652 | 286,891 | 564,542 | |
| Rebates & Recoveries | 18,269 | 6,590 | 19,636 | 26,226 | |
| Othr Chrgs For Servs | 29,250 | 15,350 | 13,650 | 29,000 | |
| Rents and Royalties | 619,854 | 314,832 | 394,846 | 709,678 | |
| Fleet/Equip Sales | 261,735 | 89,689 | 179,944 | 269,633 | |
| Other Revenue | 52,579 | 42,608 | 26,457 | 69,065 | |
| Transfer From Department of Energy | 4,494 | 212 | - | 212 | |
| <i>Subtotal-Revenue excluding Internal Transfers</i> | <i>4,246,690</i> | <i>1,916,929</i> | <i>2,744,662</i> | <i>4,661,591</i> | |
| Transfer in from other funds | 917,241 | 287,810 | 350,000 | 637,810 | |
| Transfer out to other funds | | - | - | - | |
| TOTAL REVENUE | \$ 5,163,931 | \$ 2,204,739 | \$ 3,094,662 | \$ 5,299,401 | |
| Expenditures: | | | | | |
| Personal Services | 3,246,954 | 1,444,352 | 2,074,421 | 3,518,773 | |
| Service & Supplies | 2,081,553 | 1,151,033 | 891,506 | 2,042,539 | |
| Capital Outlay & Special Payments | 130,022 | 16,140 | 664 | 16,804 | |
| TOTAL EXPENDITURES | \$ 5,458,529 | \$ 2,611,525 | \$ 2,966,591 | \$ 5,578,116 | \$ 6,511,787 |
| | | | <i>Burn Rate:</i> | 40% | |
| Ending Balance | \$ 843,948 | \$ 437,162 | | \$ 565,233 | |

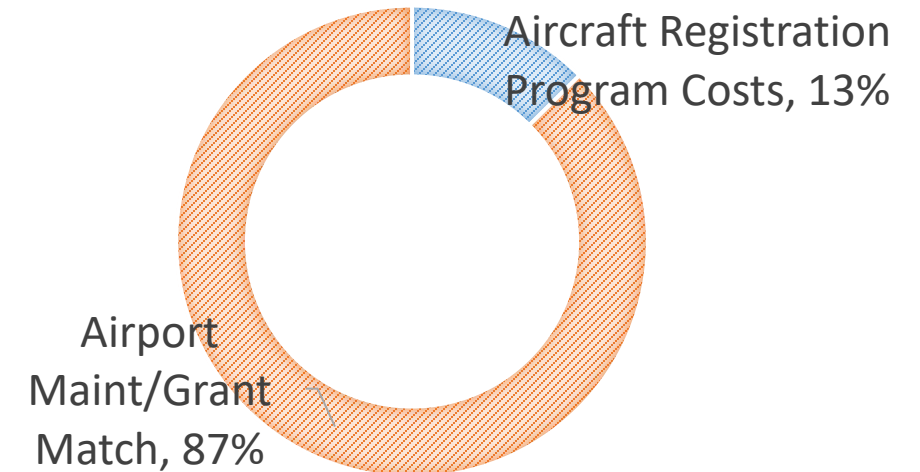
Finance Update- State Owned Airport P & L

| Oregon Department of Aviation | | | | |
|--------------------------------------|--------------------------------|-------------------|---------------------|----------------------|
| State Owned Airports | | | | |
| Current Biennium | | | | |
| 7/1/23 through 05/31/24 | | | | |
| | | Revenues | Expenditures | Profit/(Loss) |
| R03 | ALKALI LAKE STATE AIRPORT | \$ 700 | \$ 362 | \$ 338 |
| UAO | AURORA STATE AIRPORT | 221,649 | 186,071 | 35,578 |
| S05 | BANDON STATE AIRPORT | 10,206 | 9,768 | 438 |
| 5S6 | CAPE BLANCO STATE AIRPORT | 5,389 | 7,743 | (2,354) |
| CZK | CASCADE LOCKS STATE AIRPORT | 825 | 1,569 | (744) |
| 2S7 | CHILOQUIN STATE AIRPORT | 4,629 | 1,600 | 3,029 |
| 3S9 | CONDON STATE AIRPORT | 1,647 | 3,591 | (1,944) |
| 61S | COTTAGE GROVE STATE AIRPORT | 38,978 | 34,026 | 4,951 |
| 5S2 | CRESCENT LAKE STATE AIRPORT | - | 231 | (231) |
| 7S5 | INDEPENDENCE STATE AIRPORT | 146,480 | 37,159 | 109,321 |
| JSY | JOSEPH STATE AIRPORT | 71,031 | 97,854 | (26,823) |
| S30 | LEBANON STATE AIRPORT | 25,089 | 12,471 | 12,618 |
| 26U | MCDERMITT STATE AIRPORT | 443 | 876 | (433) |
| 00S | MCKENZIE BRIDGE STATE AIRPORT | - | - | - |
| 4S9 | MULINO AIRPORT | 86,102 | 27,159 | 58,943 |
| 3S7 | NEHALEM BAY STATE AIRPORT | - | 693 | (693) |
| 5S0 | OAKRIDGE STATE AIRPORT | 40,953 | 1,311 | 39,642 |
| 28U | OWYHEE RESERVOIR STATE AIRPORT | - | - | - |
| PFC | PACIFIC CITY STATE AIRPORT | 360 | 1,737 | (1,377) |
| 24S | PINEHURST STATE AIRPORT | 700 | 377 | 323 |
| 64S | PROSPECT STATE AIRPORT | - | 2,002 | (2,002) |
| REO | ROME STATE AIRPORT | 700 | 275 | 425 |
| 8S3 | SANTIAM JUNCTION STATE AIRPORT | - | 22 | (22) |
| S45 | SILETZ BAY STATE AIRPORT | 11,776 | 3,354 | 8,422 |
| 3S6 | TOKETTEE STATE AIRPORT | 700 | 139 | 561 |
| 5S4 | TOLEDO STATE AIRPORT | 1,006 | 1,644 | (639) |
| R33 | WAKONDA BEACH STATE AIRPORT | 552 | 471 | 80 |
| 35S | WASCO STATE AIRPORT | 818 | 958 | (139) |
| State Owned Airport TOTALS | | \$ 670,733 | \$ 433,464 | \$ 237,269 |

Finance Update-Aircraft Registration Snapshot

| Aircraft Type | # Active | Reg Fee | Total Expected Revenue |
|---|-------------|-----------------|------------------------|
| EX-MILITARY, EX-AIR CARRIER TURBOJET | 11 | \$ 300.00 | \$ 3,300 |
| EX-MILITARY, MULTIENGINE | 14 | \$ 300.00 | \$ 4,200 |
| EXPERIMENTAL | 330 | \$ 55.00 | \$ 18,150 |
| GYROCOPTER | 7 | \$ 55.00 | \$ 385 |
| HELICOPTER PISTON ENGINE | 46 | \$ 65.00 | \$ 2,990 |
| HELICOPTER TURBINE ENGINE | 160 | \$ 175.00 | \$ 28,000 |
| HOME BUILT | 107 | \$ 55.00 | \$ 5,885 |
| LIGHTER THAN AIR | 22 | \$ 55.00 | \$ 1,210 |
| MULTIENGINE FIXED WING, PISTON | 93 | \$ 150.00 | \$ 13,950 |
| MULTIENGINE FIXED WING, TURBINE | 42 | \$ 300.00 | \$ 12,600 |
| SAILPLANE | 63 | \$ 55.00 | \$ 3,465 |
| SINGLE ENGINE FIXED WING, PISTON | 1951 | \$ 65.00 | \$ 126,815 |
| SINGLE ENGINE FIXED WING, TURBINE | 50 | \$ 250.00 | \$ 12,500 |
| TURBOJET FIXED WING | 133 | \$ 700.00 | \$ 93,100 |
| UAS PUBLIC 55 LBS AND GREATER | 2 | \$ 50.00 | \$ 100 |
| UAS PUBLIC UNDER 55 LBS | 562 | \$ 25.00 | \$ 14,050 |
| ULTRALIGHT AIRCRAFT | 12 | \$ 55.00 | \$ 660 |
| Totals | 3605 | | \$ 341,360 |

AIRCRAFT REG EXPENSES



Finance Update

Pavement Maintenance Program Snapshot

| Oregon Department of Aviation Pavement Maintenance Program <i>Biennium 2023-2025 Thru May 2024 (46%)</i> | | | | | | |
|--|---------------------|------------------------|-----------------------|---------------------|---------------------|--|
| | | Current Biennium 23-25 | | | | |
| | 21-23 Biennium | Biennium to Date | Projected | Total | Limitation | |
| Beginning Balance | \$ 688,726 | \$ 1,489,628 | | \$ 1,489,628 | | |
| Revenue: | | | | | | |
| Transfer in - Fuel Tax Revenue | 1,805,352 | 821,579 | 1,168,830 | 1,990,409 | | |
| Other Revenue (PMP Match, Misc Receipts) | 2,846 | - | 54,359 | 54,359 | | |
| Transfer in fom Other Funds | 262 | - | - | - | | |
| <i>Subtotal- Revenue Excluding Internal Transfers</i> | <i>1,811,568</i> | <i>821,579</i> | <i>1,223,189</i> | <i>2,044,768</i> | | |
| Transfer Out Grant Match | | (40,028) | (6,710) | (46,738) | | |
| TOTAL REVENUE | \$ 1,811,568 | \$ 781,551 | \$ 1,216,479 | \$ 1,998,030 | | |
| Expenditures: | | | | | | |
| Personal Services | 179,407 | 260,811 | 119,497 | 380,307 | | |
| Service & Supplies | 887,088 | 106,280 | 1,634,417 | 1,740,697 | | |
| TOTAL EXPENDITURES | \$ 1,066,496 | \$ 367,090 | \$ 1,753,914 | \$ 2,121,004 | \$ 2,273,107 | |
| | | | <i>Burn Rate:</i> 16% | | | |
| Ending Balance | \$ 1,433,798 | \$ 1,904,089 | | \$ 1,366,654 | | |



Finance Update

Questions