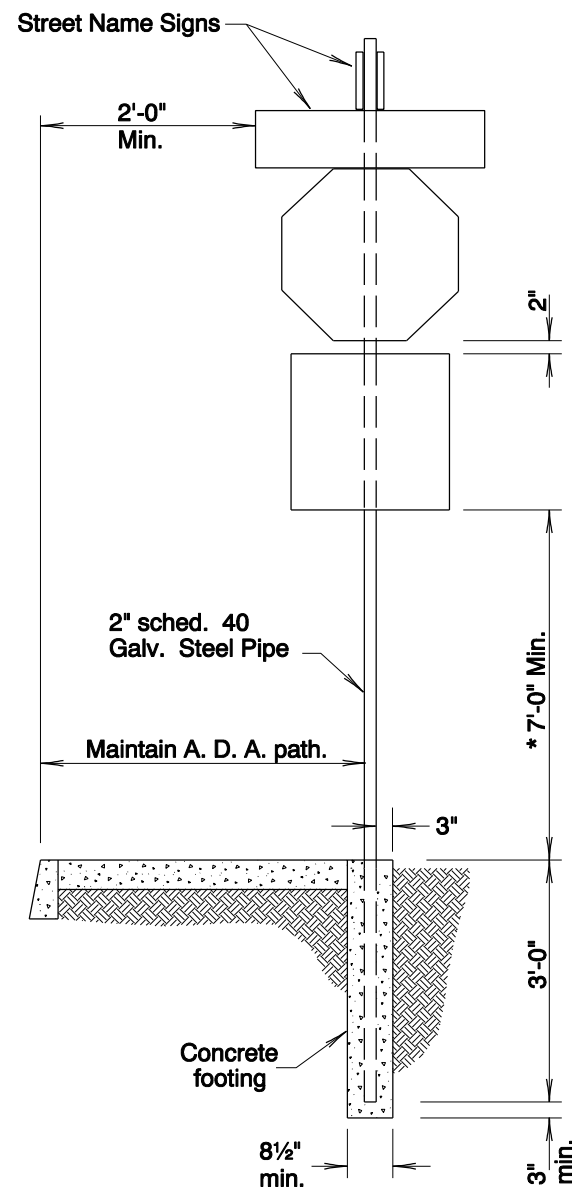
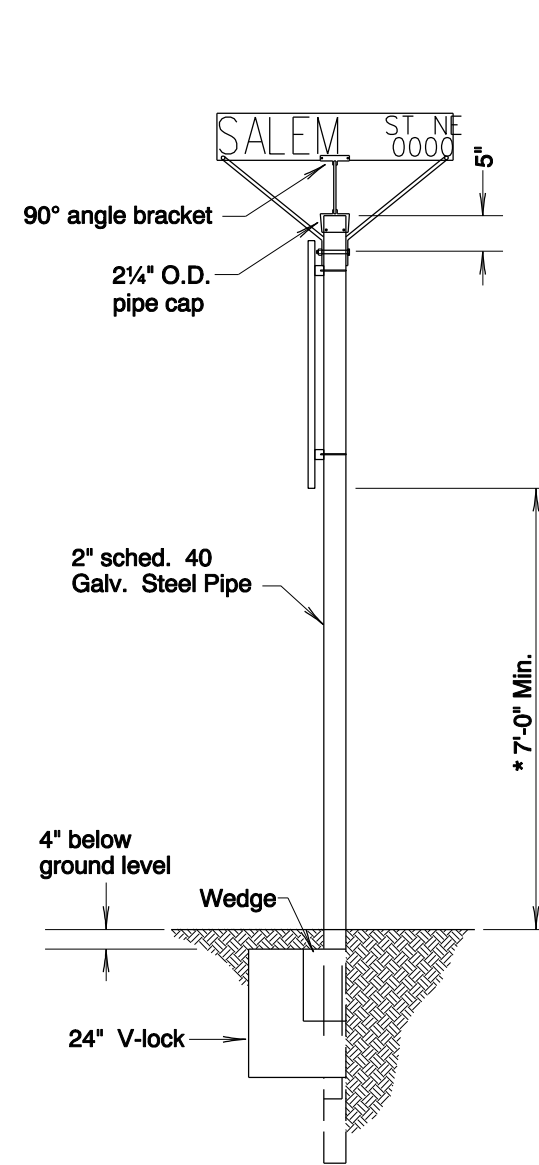


PIPE SIGN SUPPORT DETAIL
ONE SIGN

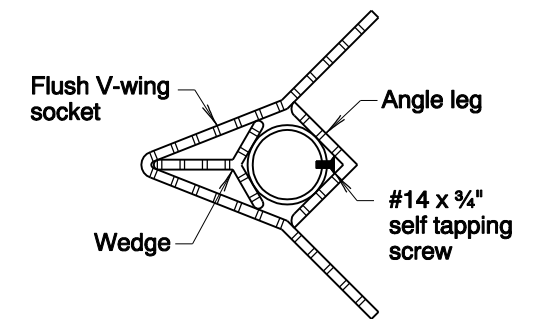


PIPE SIGN SUPPORT DETAIL
TWO OR MORE SIGNS

DETAILS FOR PLACEMENT



PIPE SIGN SUPPORT DETAIL
WITH POST MOUNTING SOCKET



POST MOUNTING
SOCKET

GENERAL NOTES

1. Hot dip galvanize after fabrication Standard 2" welded steel pipe conform to the ASTM 'Specifications for Welded Steel Pipe' A120 and A123 for galvanizing.
 2. All pipe shall be capped as approved by engineer when street name signs are not required.
 3. These pipe supports are not breakaway and are to be used only in urban areas behind a vertical curb.
- * 7'-0" is minimum height to bottom of lower sign in urban areas.
8'-0" is minimum height when signs are placed above a bike path

NOT FOR USE ON STATE HIGHWAY SYSTEM

The selection and use of this detail, while designed in accordance with generally accepted engineering principles and practices, is the sole responsibility of the user and should not be used without consulting a Registered Professional Engineer.

OREGON DEPARTMENT OF TRANSPORTATION
TECHNICAL SERVICES
DETAILS

PIPE SIGN SUPPORT DETAIL

DETAIL NO.

DET4235