

Historical Prison and Community Corrections Populations

Prison: Inmates are supervised by the Department of Corrections and are housed in institutions across the state. The official definition of prison population has changed slightly over the time period covered by this report.

The reporting methodology changed for community population counts in July 1997. The new methodology allows for a four month lag in data entry. Before July 1997 a snapshot of the population was taken one minute after midnight on the first day of the month. The new methodology allows additional time for data entry and results in more accurate offender counts. Also, the criteria for being included in the community population counts has changed several times during the period covered by this report.

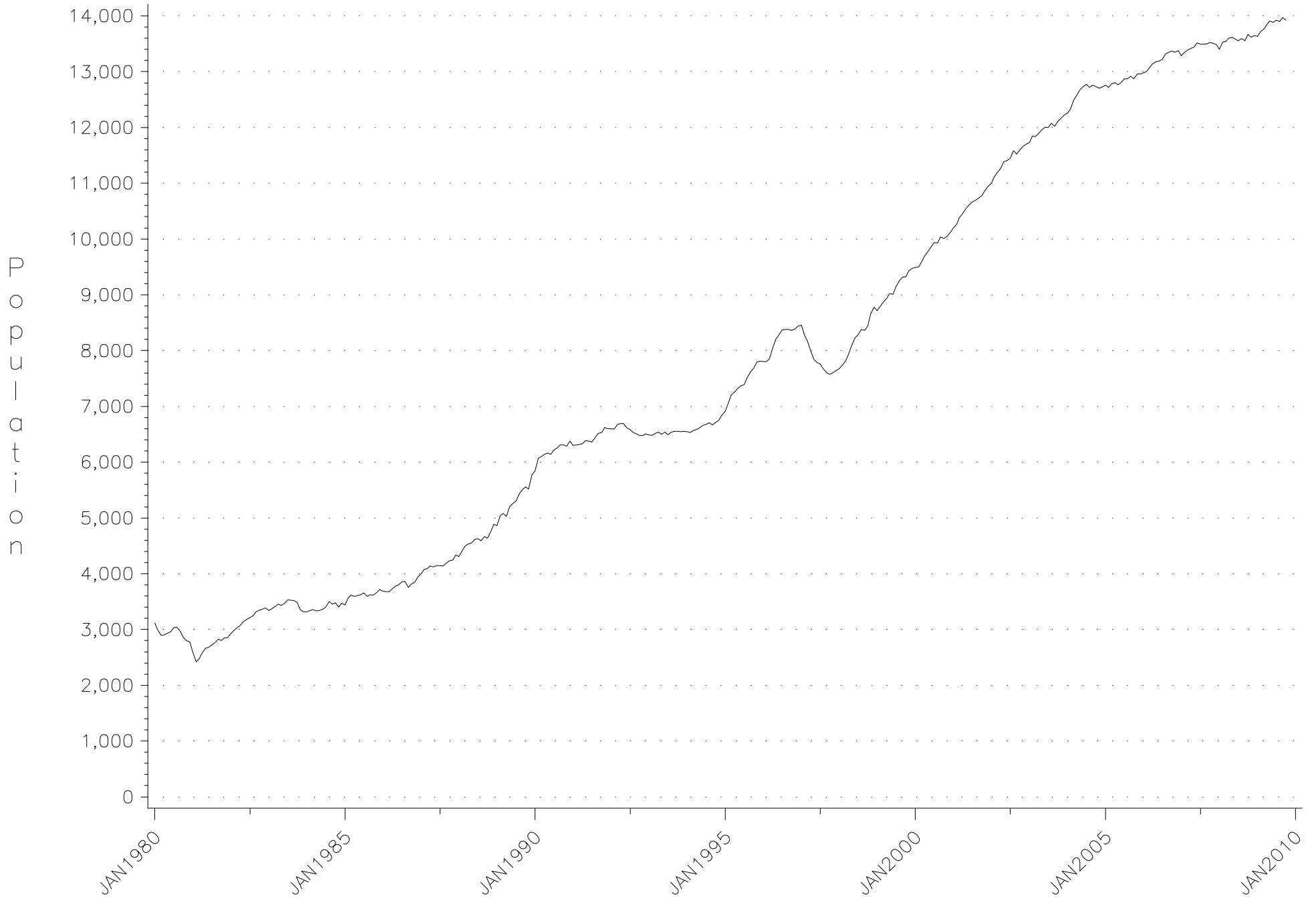
Local Control: This population began on January 1, 1997 with the implementation of Senate Bill 1145. This law places offenders with incarceration sentences of 12 months or fewer under local jurisdiction. Locally appointed supervisory authorities move offenders serving a local control sentence among incarceration and community sanction alternatives.

Parole/Post-Prison Supervision: A period of community supervision following an incarceration sentence. Parole and Post-Prison Supervision are two different legal terms for the same type of supervision. They are served by an offender after prison or local control and are supervised by community corrections offices.

Probation: Offenders with only probation sentences are supervised by community corrections offices. Misdemeanant probation offenders are included in the population count only if the misdemeanor offense was funded by the state for supervision. State funding for misdemeanor supervision was dropped completely July 1, 1997 and those cases are no longer reflected in the probation population counts.

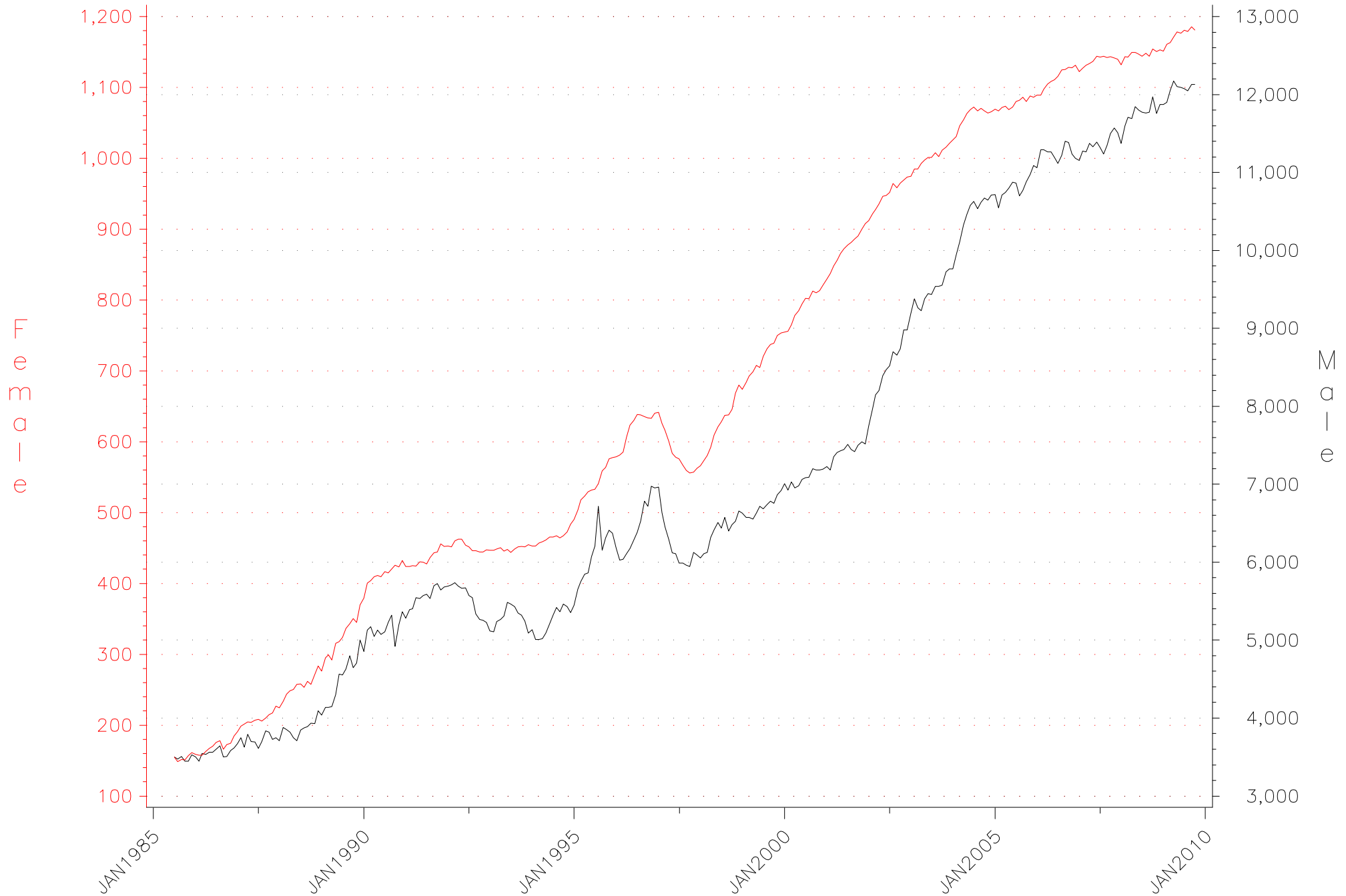
OREGON DEPARTMENT OF CORRECTIONS

Prison Population



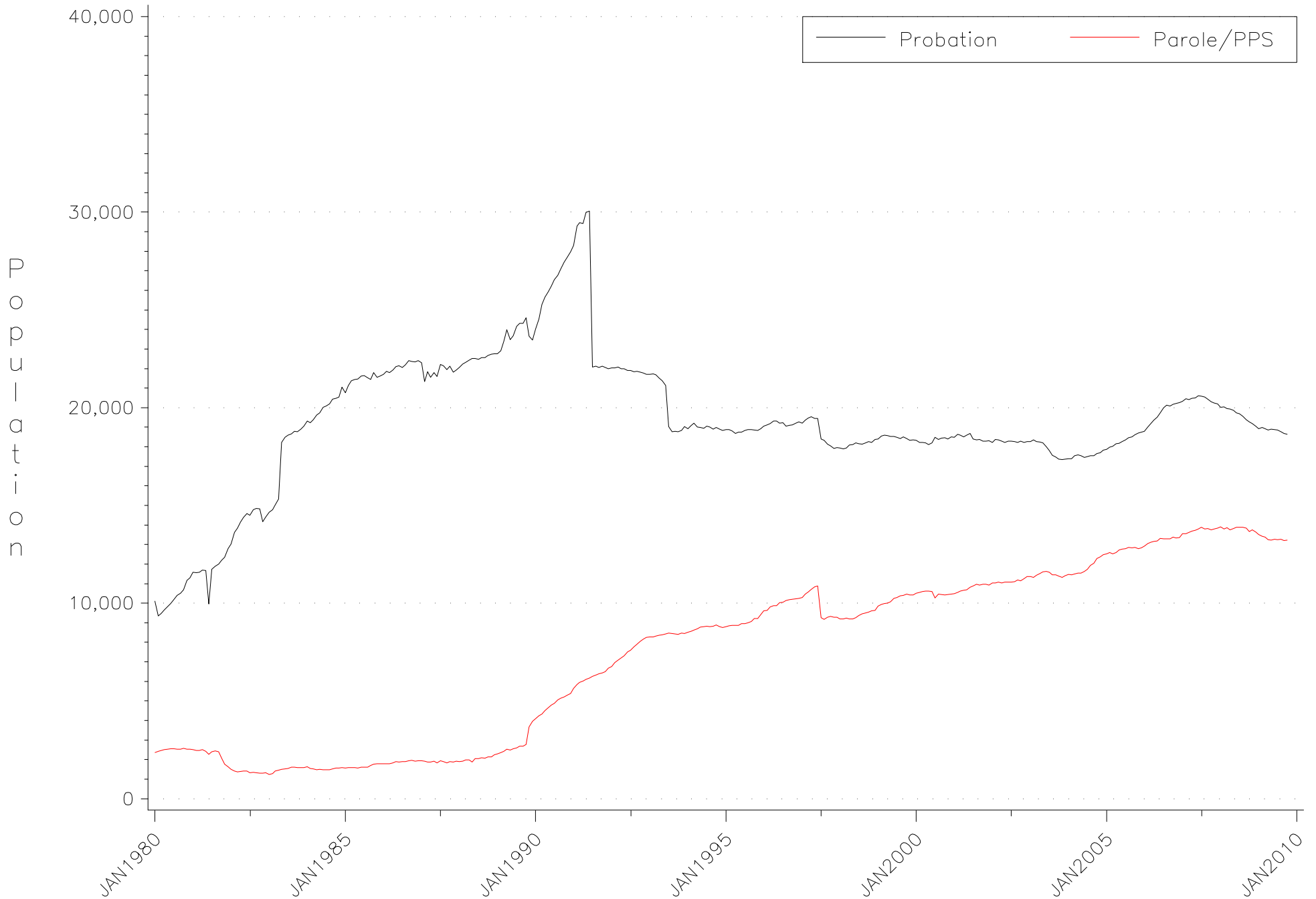
OREGON DEPARTMENT OF CORRECTIONS

Prison Population by Gender



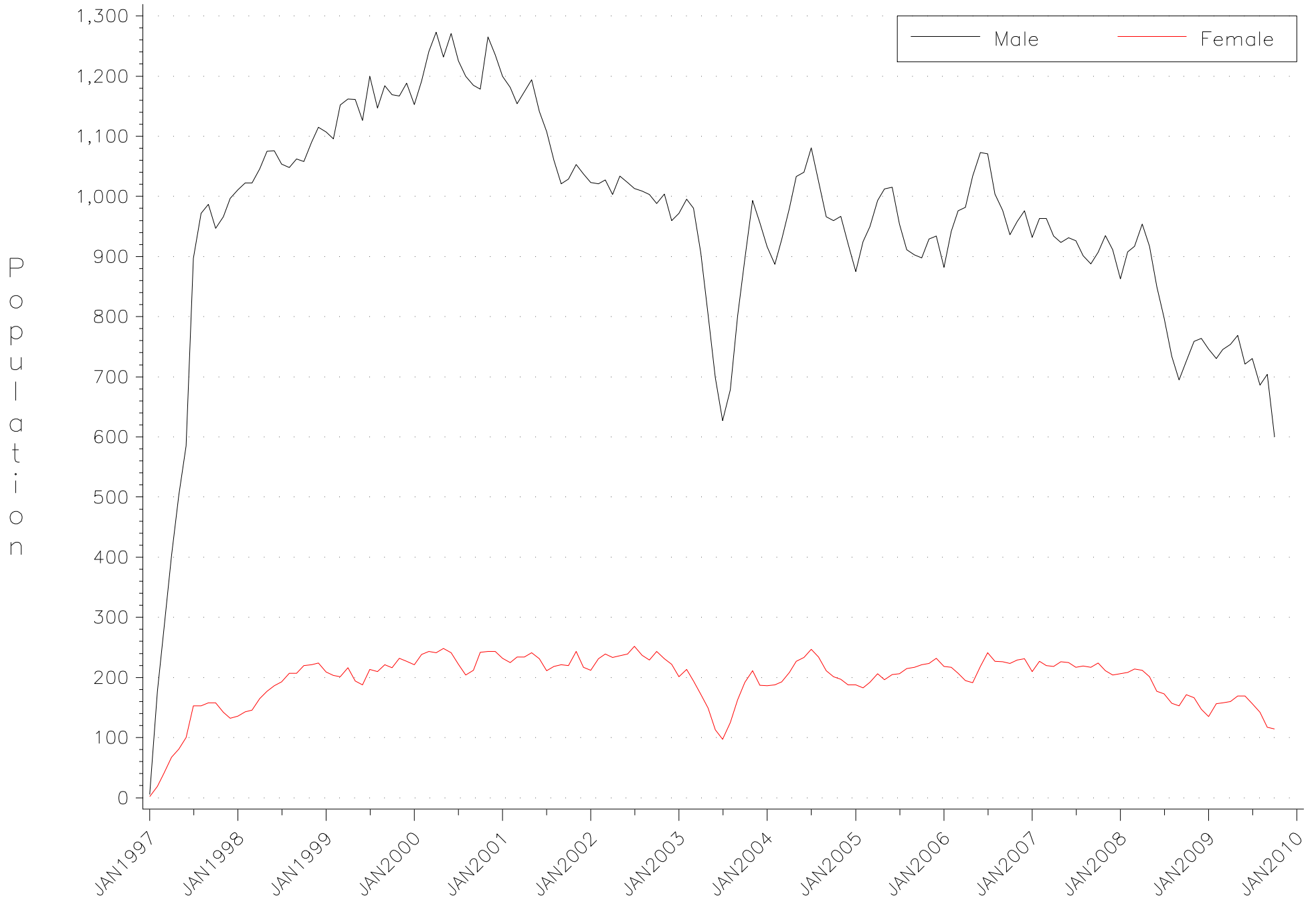
OREGON DEPARTMENT OF CORRECTIONS

Probation and Parole/Post-Prison Supervision Population



OREGON DEPARTMENT OF CORRECTIONS

Local Control Population by Gender



OREGON DEPARTMENT OF CORRECTIONS
Prison and Community Populations

Date	PRISON			LOCAL			PAROLE/PPS			PROBATION		
	Female	Male	Total	Female	Male	Total	Female	Male	Total	Female	Male	Total
JAN1980			3,120						2,348			10,104
FEB1980			2,976						2,425			9,339
MAR1980			2,899						2,468			9,483
APR1980			2,905						2,503			9,658
MAY1980			2,933						2,530			9,832
JUN1980			2,954						2,559			9,989
JUL1980			3,036						2,546			10,203
AUG1980			3,044						2,536			10,396
SEP1980			2,962						2,524			10,517
OCT1980			2,855						2,585			10,672
NOV1980			2,793						2,529			11,157
DEC1980			2,784						2,534			11,289
JAN1981			2,594						2,507			11,573
FEB1981			2,423						2,468			11,555
MAR1981			2,472						2,474			11,580
APR1981			2,579						2,505			11,697
MAY1981			2,665						2,424			11,661
JUN1981			2,681						2,260			9,965
JUL1981			2,718						2,405			11,742
AUG1981			2,766						2,436			11,899
SEP1981			2,826						2,401			12,006
OCT1981			2,807						2,070			12,193
NOV1981			2,853						1,766			12,352
DEC1981			2,858						1,632			12,784
JAN1982			2,927						1,499			13,037
FEB1982			2,989						1,424			13,614
MAR1982			3,031						1,373			13,833
APR1982			3,069						1,402			14,138
MAY1982			3,142						1,403			14,389
JUN1982			3,182						1,408			14,590
JUL1982			3,211						1,326			14,491
AUG1982			3,251						1,346			14,790
SEP1982			3,320						1,319			14,845
OCT1982			3,348						1,307			14,823
NOV1982			3,360						1,303			14,165
DEC1982			3,384						1,322			14,410
JAN1983			3,338						1,249			14,647

OREGON DEPARTMENT OF CORRECTIONS
Prison and Community Populations

Date	PRISON			LOCAL			PAROLE/PPS			PROBATION		
	Female	Male	Total	Female	Male	Total	Female	Male	Total	Female	Male	Total
FEB1983			3,377						1,288			14,779
MAR1983			3,411						1,409			15,027
APR1983			3,458						1,467			15,329
MAY1983			3,432						1,501			18,227
JUN1983			3,474						1,520			18,474
JUL1983			3,534						1,538			18,599
AUG1983			3,524						1,605			18,650
SEP1983			3,513						1,617			18,797
OCT1983			3,487						1,579			18,764
NOV1983			3,348						1,591			18,905
DEC1983			3,321						1,596			19,045
JAN1984			3,318						1,642			19,306
FEB1984			3,342						1,555			19,234
MAR1984			3,357						1,526			19,389
APR1984			3,329						1,485			19,618
MAY1984			3,337						1,503			19,724
JUN1984			3,362						1,486			20,007
JUL1984			3,398						1,477			20,085
AUG1984			3,504						1,480			20,199
SEP1984			3,452						1,516			20,425
OCT1984			3,479						1,559			20,475
NOV1984			3,402						1,578			20,533
DEC1984			3,474						1,583			21,043
JAN1985			3,439						1,569			20,773
FEB1985			3,562						1,600			21,138
MAR1985			3,619						1,597			21,378
APR1985			3,593						1,587			21,451
MAY1985			3,611						1,575			21,474
JUN1985			3,627						1,619			21,610
JUL1985	155	3,503	3,658						1,603			21,629
AUG1985	152	3,440	3,592						1,615			21,527
SEP1985	156	3,466	3,622						1,704			21,436
OCT1985	149	3,465	3,614						1,755			21,799
NOV1985	149	3,516	3,666						1,778			21,557
DEC1985	158	3,556	3,714						1,784			21,608
JAN1986	155	3,533	3,688						1,784			21,694
FEB1986	149	3,524	3,677						1,791			21,855

OREGON DEPARTMENT OF CORRECTIONS
Prison and Community Populations

Date	PRISON			LOCAL			PAROLE/PPS			PROBATION		
	Female	Male	Total	Female	Male	Total	Female	Male	Total	Female	Male	Total
MAR1986	160	3,521	3,681						1,790			21,802
APR1986	159	3,571	3,730						1,834			21,914
MAY1986	162	3,612	3,774						1,886			22,093
JUN1986	162	3,636	3,798						1,869			22,146
JUL1986	166	3,685	3,851						1,885			22,056
AUG1986	171	3,712	3,864						1,904			22,178
SEP1986	155	3,601	3,756						1,942			22,407
OCT1986	156	3,662	3,818						1,961			22,363
NOV1986	164	3,679	3,843						1,927			22,348
DEC1986	168	3,769	3,937						1,933			22,397
JAN1987	174	3,827	4,001						1,948			22,294
FEB1987	182	3,897	4,079						1,916			21,336
MAR1987	169	3,924	4,093						1,876			21,827
APR1987	187	3,953	4,140						1,865			21,561
MAY1987	177	3,946	4,123						1,909			21,793
JUN1987	176	3,973	4,149						1,831			21,605
JUL1987	167	3,982	4,149						1,938			22,200
AUG1987	177	3,962	4,139						1,888			22,141
SEP1987	192	3,998	4,190						1,841			21,952
OCT1987	190	4,041	4,231						1,906			22,114
NOV1987	180	4,067	4,247						1,865			21,812
DEC1987	182	4,152	4,334						1,913			21,914
JAN1988	178	4,131	4,309						1,892			22,050
FEB1988	197	4,215	4,412						1,917			22,222
MAR1988	194	4,304	4,498						1,974			22,314
APR1988	190	4,348	4,538						1,987			22,437
MAY1988	182	4,367	4,549						1,881			22,510
JUN1988	178	4,432	4,610						2,057			22,522
JUL1988	193	4,436	4,629						2,058			22,467
AUG1988	196	4,396	4,592						2,089			22,568
SEP1988	198	4,470	4,668						2,076			22,559
OCT1988	203	4,432	4,635						2,141			22,660
NOV1988	202	4,559	4,761						2,141			22,734
DEC1988	220	4,666	4,886						2,246			22,749
JAN1989	214	4,600	4,860						2,301			22,752
FEB1989	225	4,771	5,044						2,365			22,909
MAR1989	225	4,808	5,081						2,424			23,399

OREGON DEPARTMENT OF CORRECTIONS
Prison and Community Populations

Date	PRISON			LOCAL			PAROLE/PPS			PROBATION		
	Female	Male	Total	Female	Male	Total	Female	Male	Total	Female	Male	Total
APR1989	226	4,747	5,025						2,523			23,987
MAY1989	243	4,959	5,202						2,492			23,471
JUN1989	272	4,982	5,254						2,557			23,681
JUL1989	271	5,034	5,305						2,606			24,160
AUG1989	279	5,148	5,427						2,693			24,304
SEP1989	298	5,212	5,510						2,677			24,323
OCT1989	281	5,277	5,558						2,771			24,602
NOV1989	288	5,229	5,517						3,669			23,649
DEC1989	320	5,449	5,769						3,946			23,461
JAN1990	304	5,537	5,841						4,093			24,001
FEB1990	334	5,733	6,067						4,240			24,542
MAR1990	339	5,763	6,102						4,326			25,274
APR1990	325	5,814	6,139						4,512			25,649
MAY1990	334	5,830	6,164						4,653			25,941
JUN1990	328	5,811	6,141						4,793			26,228
JUL1990	332	5,880	6,216						4,871			26,539
AUG1990	345	5,863	6,252						5,047			26,767
SEP1990	355	5,913	6,311						5,132			27,104
OCT1990	311	5,960	6,310						5,196			27,448
NOV1990	342	5,940	6,282						5,283			27,684
DEC1990	360	6,020	6,380						5,388			27,966
JAN1991	351	5,946	6,297						5,640			28,301
FEB1991	363	5,943	6,306						5,842			29,296
MAR1991	364	5,953	6,317						5,947			29,452
APR1991	380	5,951	6,331						6,022			29,428
MAY1991	379	6,004	6,383						6,095			29,982
JUN1991	383	5,998	6,381						6,171			30,054
JUL1991	385	5,977	6,362						6,260			22,087
AUG1991	379	6,060	6,439						6,314			22,123
SEP1991	397	6,119	6,516						6,378			22,062
OCT1991	400	6,132	6,532						6,434			22,123
NOV1991	391	6,233	6,624						6,488			22,061
DEC1991	395	6,201	6,596						6,663			21,985
JAN1992	396	6,207	6,603						6,769			22,040
FEB1992	398	6,197	6,595						6,958			22,031
MAR1992	401	6,276	6,677						7,096			22,078
APR1992	396	6,297	6,693						7,201			21,985

OREGON DEPARTMENT OF CORRECTIONS
Prison and Community Populations

Date	PRISON			LOCAL			PAROLE/PPS			PROBATION		
	Female	Male	Total	Female	Male	Total	Female	Male	Total	Female	Male	Total
MAY1992	393	6,295	6,688						7,303			21,989
JUN1992	394	6,221	6,615				813	6,693	7,506			21,907
JUL1992	383	6,199	6,582				825	6,759	7,584			21,897
AUG1992	380	6,149	6,529				854	6,924	7,778			21,847
SEP1992	357	6,147	6,504				887	7,012	7,899			21,866
OCT1992	349	6,131	6,480				898	7,165	8,063			21,820
NOV1992	348	6,129	6,477				895	7,268	8,163			21,767
DEC1992	345	6,161	6,506				911	7,346	8,257			21,711
JAN1993	333	6,154	6,487				918	7,344	8,262			21,697
FEB1993	332	6,153	6,485				924	7,342	8,266			21,722
MAR1993	346	6,170	6,516				935	7,388	8,323			21,674
APR1993	349	6,186	6,535				937	7,415	8,352			21,498
MAY1993	354	6,144	6,498				942	7,441	8,383			21,384
JUN1993	373	6,163	6,536				942	7,475	8,417			21,144
JUL1993	371	6,125	6,496				931	7,547	8,478	4,045	14,978	19,023
AUG1993	367	6,171	6,538				935	7,519	8,454	3,995	14,782	18,777
SEP1993	358	6,198	6,556				936	7,481	8,417	3,992	14,789	18,781
OCT1993	355	6,200	6,555				942	7,470	8,412	3,999	14,779	18,778
NOV1993	347	6,198	6,545				964	7,503	8,467	4,027	14,806	18,833
DEC1993	330	6,223	6,553				965	7,493	8,458	4,045	14,977	19,022
JAN1994	335	6,210	6,545				973	7,550	8,523	4,040	14,875	18,915
FEB1994	321	6,208	6,529				998	7,567	8,565	4,076	15,010	19,086
MAR1994	321	6,246	6,567				1,013	7,621	8,634	4,099	15,104	19,203
APR1994	322	6,260	6,582				1,013	7,671	8,684	4,040	14,974	19,014
MAY1994	330	6,287	6,617				1,004	7,764	8,768	4,010	14,984	18,994
JUN1994	343	6,320	6,663				1,018	7,789	8,807	3,967	14,968	18,935
JUL1994	355	6,324	6,679				1,017	7,809	8,826	4,022	15,029	19,051
AUG1994	366	6,341	6,707				995	7,802	8,797	4,010	14,995	19,005
SEP1994	360	6,309	6,669				1,011	7,810	8,821	3,999	14,891	18,890
OCT1994	371	6,338	6,709				1,005	7,877	8,882	4,001	14,985	18,986
NOV1994	367	6,387	6,754				1,004	7,798	8,802	4,020	14,877	18,897
DEC1994	359	6,485	6,844				1,018	7,726	8,744	4,021	14,819	18,840
JAN1995	369	6,548	6,917				1,009	7,798	8,807	4,010	14,861	18,871
FEB1995	392	6,666	7,058				1,020	7,812	8,832	4,028	14,851	18,879
MAR1995	403	6,799	7,202				1,044	7,825	8,869	4,050	14,765	18,815
APR1995	413	6,847	7,260				1,034	7,836	8,870	4,029	14,650	18,679
MAY1995	415	6,905	7,320				1,030	7,844	8,874	4,042	14,709	18,751

OREGON DEPARTMENT OF CORRECTIONS
Prison and Community Populations

Date	PRISON			LOCAL			PAROLE/PPS			PROBATION		
	Female	Male	Total	Female	Male	Total	Female	Male	Total	Female	Male	Total
JUN1995	438	6,925	7,363				1,007	7,938	8,945	4,037	14,708	18,745
JUL1995	453	6,934	7,387				1,021	7,931	8,952	4,088	14,743	18,831
AUG1995	509	7,006	7,515				1,019	7,982	9,001	4,121	14,759	18,880
SEP1995	447	7,173	7,620				1,058	8,007	9,065	4,127	14,744	18,871
OCT1995	464	7,214	7,678				1,069	8,147	9,216	4,160	14,700	18,860
NOV1995	475	7,323	7,798				1,065	8,142	9,207	4,218	14,610	18,828
DEC1995	471	7,340	7,811				1,089	8,324	9,413	4,285	14,645	18,930
JAN1996	449	7,352	7,801				1,130	8,482	9,612	4,354	14,697	19,051
FEB1996	433	7,373	7,806				1,150	8,473	9,623	4,398	14,720	19,118
MAR1996	434	7,414	7,848				1,164	8,633	9,797	4,413	14,782	19,195
APR1996	442	7,606	8,048				1,168	8,698	9,866	4,503	14,820	19,323
MAY1996	449	7,756	8,205				1,174	8,702	9,876	4,515	14,793	19,308
JUN1996	461	7,817	8,278				1,186	8,830	10,016	4,541	14,674	19,215
JUL1996	472	7,896	8,368				1,187	8,868	10,055	4,565	14,658	19,223
AUG1996	488	7,889	8,377				1,189	8,949	10,138	4,509	14,554	19,063
SEP1996	516	7,866	8,382				1,170	9,001	10,171	4,511	14,581	19,092
OCT1996	509	7,852	8,361				1,164	9,038	10,202	4,514	14,608	19,122
NOV1996	537	7,846	8,383				1,143	9,085	10,228	4,547	14,653	19,200
DEC1996	535	7,909	8,444				1,155	9,100	10,255	4,549	14,727	19,276
JAN1997	536	7,922	8,458	2	5	7	1,159	9,122	10,281	4,528	14,679	19,207
FEB1997	500	7,778	8,278	19	177	196	1,188	9,271	10,459	4,573	14,794	19,367
MAR1997	480	7,694	8,174	40	279	319	1,203	9,376	10,579	4,581	14,890	19,471
APR1997	462	7,551	8,013	67	403	470	1,198	9,515	10,713	4,573	14,953	19,526
MAY1997	443	7,397	7,840	81	503	584	1,220	9,610	10,830	4,518	14,924	19,442
JUN1997	442	7,349	7,791	100	585	685	1,200	9,676	10,876	4,520	14,930	19,450
JUL1997	429	7,326	7,755	153	897	1,050	1,007	8,251	9,258	4,553	13,841	18,394
AUG1997	429	7,241	7,670	153	972	1,125	1,000	8,160	9,160	4,533	13,792	18,325
SEP1997	426	7,177	7,603	158	987	1,145	1,033	8,245	9,278	4,511	13,614	18,125
OCT1997	424	7,146	7,570	158	947	1,105	1,022	8,299	9,321	4,506	13,533	18,039
NOV1997	444	7,157	7,601	142	966	1,108	1,018	8,262	9,280	4,491	13,417	17,908
DEC1997	440	7,204	7,644	132	997	1,129	1,022	8,256	9,278	4,487	13,472	17,959
JAN1998	436	7,240	7,676	136	1,011	1,147	997	8,196	9,193	4,453	13,479	17,932
FEB1998	442	7,301	7,743	143	1,022	1,165	989	8,200	9,189	4,411	13,488	17,899
MAR1998	444	7,367	7,811	146	1,022	1,168	1,001	8,235	9,236	4,417	13,516	17,933
APR1998	465	7,473	7,938	165	1,046	1,211	984	8,202	9,186	4,491	13,596	18,087
MAY1998	476	7,630	8,106	177	1,075	1,252	987	8,200	9,187	4,527	13,581	18,108
JUN1998	486	7,737	8,223	186	1,076	1,262	1,001	8,257	9,258	4,557	13,646	18,203

OREGON DEPARTMENT OF CORRECTIONS
Prison and Community Populations

Date	PRISON			LOCAL			PAROLE/PPS			PROBATION		
	Female	Male	Total	Female	Male	Total	Female	Male	Total	Female	Male	Total
JUL1998	478	7,803	8,281	193	1,054	1,247	1,031	8,339	9,370	4,575	13,581	18,156
AUG1998	493	7,884	8,377	207	1,048	1,255	1,030	8,430	9,460	4,561	13,582	18,143
SEP1998	474	7,890	8,364	207	1,062	1,269	1,026	8,463	9,489	4,579	13,626	18,205
OCT1998	483	7,961	8,444	220	1,058	1,278	1,046	8,500	9,546	4,590	13,680	18,270
NOV1998	488	8,171	8,659	221	1,090	1,311	1,060	8,555	9,615	4,628	13,587	18,215
DEC1998	502	8,274	8,776	224	1,115	1,339	1,069	8,560	9,629	4,646	13,722	18,368
JAN1999	499	8,217	8,716	209	1,107	1,316	1,103	8,746	9,849	4,656	13,747	18,403
FEB1999	493	8,307	8,800	203	1,096	1,299	1,124	8,817	9,941	4,713	13,844	18,557
MAR1999	493	8,387	8,880	201	1,152	1,353	1,167	8,814	9,981	4,724	13,867	18,591
APR1999	491	8,443	8,934	216	1,162	1,378	1,175	8,826	10,001	4,675	13,894	18,569
MAY1999	499	8,525	9,024	194	1,161	1,355	1,211	8,850	10,061	4,667	13,862	18,529
JUN1999	509	8,499	9,008	188	1,126	1,314	1,236	9,015	10,251	4,673	13,845	18,518
JUL1999	505	8,639	9,144	213	1,200	1,413	1,259	9,036	10,295	4,689	13,803	18,492
AUG1999	511	8,741	9,252	210	1,147	1,357	1,247	9,123	10,370	4,691	13,737	18,428
SEP1999	516	8,796	9,312	221	1,184	1,405	1,251	9,142	10,393	4,690	13,806	18,496
OCT1999	513	8,808	9,321	216	1,169	1,385	1,274	9,183	10,457	4,624	13,785	18,409
NOV1999	525	8,906	9,431	232	1,167	1,399	1,269	9,156	10,425	4,628	13,709	18,337
DEC1999	531	8,942	9,473	227	1,188	1,415	1,256	9,166	10,422	4,653	13,690	18,343
JAN2000	541	8,950	9,491	221	1,153	1,374	1,279	9,235	10,514	4,678	13,645	18,323
FEB2000	532	8,964	9,496	238	1,192	1,430	1,300	9,243	10,543	4,709	13,515	18,224
MAR2000	543	9,044	9,587	243	1,241	1,484	1,291	9,294	10,585	4,728	13,494	18,222
APR2000	535	9,166	9,701	241	1,273	1,514	1,314	9,300	10,614	4,738	13,467	18,205
MAY2000	538	9,227	9,765	248	1,232	1,480	1,300	9,326	10,626	4,747	13,360	18,107
JUN2000	547	9,313	9,860	241	1,271	1,512	1,285	9,302	10,587	4,787	13,406	18,193
JUL2000	549	9,384	9,933	222	1,225	1,447	1,281	8,995	10,276	4,924	13,567	18,491
AUG2000	550	9,381	9,931	204	1,200	1,404	1,303	9,169	10,472	4,929	13,450	18,379
SEP2000	562	9,476	10,038	212	1,185	1,397	1,301	9,136	10,437	4,969	13,480	18,449
OCT2000	560	9,456	10,016	242	1,178	1,420	1,292	9,135	10,427	4,950	13,519	18,469
NOV2000	560	9,485	10,045	243	1,265	1,508	1,304	9,146	10,450	4,943	13,463	18,406
DEC2000	561	9,557	10,118	243	1,235	1,478	1,279	9,188	10,467	5,011	13,491	18,502
JAN2001	565	9,632	10,197	232	1,200	1,432	1,298	9,189	10,487	5,002	13,486	18,488
FEB2001	560	9,703	10,263	225	1,181	1,406	1,326	9,215	10,541	5,046	13,589	18,635
MAR2001	579	9,802	10,381	234	1,154	1,388	1,327	9,288	10,615	5,056	13,547	18,603
APR2001	585	9,870	10,455	234	1,174	1,408	1,335	9,333	10,668	5,035	13,477	18,512
MAY2001	587	9,958	10,545	241	1,194	1,435	1,348	9,345	10,693	5,089	13,494	18,583
JUN2001	589	10,020	10,609	231	1,141	1,372	1,389	9,418	10,807	5,107	13,571	18,678
JUL2001	596	10,072	10,668	211	1,108	1,319	1,393	9,486	10,879	4,998	13,407	18,405

OREGON DEPARTMENT OF CORRECTIONS
Prison and Community Populations

Date	PRISON			LOCAL			PAROLE/PPS			PROBATION		
	Female	Male	Total	Female	Male	Total	Female	Male	Total	Female	Male	Total
AUG2001	589	10,104	10,693	218	1,060	1,278	1,376	9,597	10,973	4,963	13,400	18,363
SEP2001	586	10,149	10,735	221	1,021	1,242	1,368	9,558	10,926	4,988	13,388	18,376
OCT2001	595	10,184	10,779	220	1,029	1,249	1,346	9,627	10,973	4,948	13,334	18,282
NOV2001	600	10,274	10,874	243	1,053	1,296	1,363	9,597	10,960	4,974	13,323	18,297
DEC2001	597	10,346	10,943	217	1,037	1,254	1,414	9,501	10,915	5,035	13,282	18,317
JAN2002	622	10,382	11,004	212	1,023	1,235	1,428	9,615	11,043	5,009	13,211	18,220
FEB2002	646	10,468	11,114	231	1,021	1,252	1,397	9,642	11,039	5,041	13,332	18,373
MAR2002	666	10,525	11,191	239	1,027	1,266	1,399	9,677	11,076	5,031	13,329	18,360
APR2002	672	10,598	11,270	233	1,003	1,236	1,387	9,638	11,025	5,050	13,242	18,292
MAY2002	693	10,694	11,387	236	1,034	1,270	1,420	9,663	11,083	5,054	13,165	18,219
JUN2002	702	10,707	11,409	239	1,023	1,262	1,417	9,661	11,078	5,093	13,193	18,286
JUL2002	707	10,741	11,448	252	1,013	1,265	1,402	9,672	11,074	5,125	13,163	18,288
AUG2002	727	10,861	11,588	237	1,009	1,246	1,404	9,695	11,099	5,105	13,167	18,272
SEP2002	722	10,804	11,526	229	1,003	1,232	1,404	9,774	11,178	5,083	13,127	18,210
OCT2002	731	10,864	11,595	243	988	1,231	1,414	9,737	11,151	5,103	13,192	18,295
NOV2002	758	10,900	11,658	231	1,004	1,235	1,415	9,847	11,262	5,083	13,140	18,223
DEC2002	758	10,941	11,699	222	960	1,182	1,444	9,916	11,360	5,061	13,203	18,264
JAN2003	782	10,950	11,732	201	972	1,173	1,457	9,902	11,359	5,046	13,210	18,256
FEB2003	802	11,044	11,846	213	995	1,208	1,451	9,866	11,317	5,073	13,290	18,363
MAR2003	789	11,047	11,836	194	980	1,174	1,501	9,921	11,422	5,125	13,144	18,269
APR2003	785	11,116	11,901	172	906	1,078	1,522	9,988	11,510	5,113	13,138	18,251
MAY2003	802	11,160	11,962	149	804	953	1,542	10,063	11,605	5,124	13,070	18,194
JUN2003	809	11,195	12,004	113	698	811	1,525	10,109	11,634	5,094	12,902	17,996
JUL2003	808	11,192	12,000	97	627	724	1,517	10,056	11,573	5,016	12,787	17,803
AUG2003	819	11,253	12,072	125	678	803	1,500	9,955	11,455	4,902	12,663	17,565
SEP2003	819	11,206	12,025	163	801	964	1,509	9,939	11,448	4,909	12,566	17,475
OCT2003	821	11,284	12,105	192	896	1,088	1,497	9,885	11,382	4,896	12,468	17,364
NOV2003	840	11,326	12,166	211	993	1,204	1,495	9,814	11,309	4,889	12,461	17,350
DEC2003	844	11,376	12,220	187	956	1,143	1,487	9,909	11,396	4,870	12,493	17,363
JAN2004	844	11,419	12,263	186	916	1,102	1,498	9,974	11,472	4,898	12,480	17,378
FEB2004	864	11,461	12,325	188	887	1,075	1,509	9,951	11,460	4,886	12,495	17,381
MAR2004	882	11,597	12,479	193	928	1,121	1,523	9,973	11,496	4,890	12,655	17,545
APR2004	906	11,676	12,582	208	980	1,188	1,511	10,017	11,528	4,907	12,669	17,576
MAY2004	921	11,755	12,676	227	1,033	1,260	1,525	10,023	11,548	4,921	12,619	17,540
JUN2004	934	11,805	12,739	233	1,040	1,273	1,553	10,063	11,616	4,868	12,591	17,459
JUL2004	939	11,837	12,776	247	1,081	1,328	1,565	10,161	11,726	4,898	12,601	17,499
AUG2004	929	11,791	12,720	234	1,025	1,259	1,601	10,337	11,938	4,931	12,600	17,531

OREGON DEPARTMENT OF CORRECTIONS
Prison and Community Populations

Date	PRISON			LOCAL			PAROLE/PPS			PROBATION		
	Female	Male	Total	Female	Male	Total	Female	Male	Total	Female	Male	Total
SEP2004	938	11,824	12,762	211	966	1,177	1,630	10,413	12,043	4,971	12,580	17,551
OCT2004	944	11,789	12,733	201	960	1,161	1,644	10,631	12,275	5,025	12,633	17,658
NOV2004	941	11,765	12,706	197	967	1,164	1,674	10,702	12,376	5,023	12,676	17,699
DEC2004	948	11,780	12,728	188	921	1,109	1,692	10,798	12,490	5,082	12,736	17,818
JAN2005	949	11,810	12,759	188	875	1,063	1,691	10,830	12,521	5,116	12,754	17,870
FEB2005	930	11,791	12,721	183	925	1,108	1,714	10,869	12,583	5,107	12,863	17,970
MAR2005	948	11,832	12,780	192	950	1,142	1,705	10,824	12,529	5,117	12,897	18,014
APR2005	952	11,850	12,802	206	993	1,199	1,711	10,884	12,595	5,152	13,000	18,152
MAY2005	958	11,805	12,763	196	1,012	1,208	1,744	10,983	12,727	5,209	12,964	18,173
JUN2005	966	11,839	12,805	205	1,015	1,220	1,732	11,041	12,773	5,224	13,039	18,263
JUL2005	965	11,910	12,875	206	954	1,160	1,758	11,037	12,795	5,260	13,097	18,357
AUG2005	947	11,928	12,875	215	911	1,126	1,763	11,081	12,844	5,280	13,189	18,469
SEP2005	955	11,963	12,918	217	903	1,120	1,765	11,059	12,824	5,328	13,186	18,514
OCT2005	967	11,910	12,877	221	898	1,119	1,780	11,080	12,860	5,359	13,246	18,605
NOV2005	977	11,982	12,959	223	929	1,152	1,774	11,007	12,781	5,382	13,331	18,713
DEC2005	990	11,964	12,954	232	934	1,166	1,774	11,056	12,830	5,372	13,365	18,737
JAN2006	987	11,993	12,980	218	882	1,100	1,812	11,105	12,917	5,452	13,349	18,801
FEB2006	1,012	11,994	13,006	217	942	1,159	1,824	11,224	13,048	5,547	13,468	19,015
MAR2006	1,012	12,067	13,079	207	976	1,183	1,856	11,259	13,115	5,601	13,586	19,187
APR2006	1,009	12,133	13,142	195	982	1,177	1,913	11,246	13,159	5,660	13,711	19,371
MAY2006	1,009	12,170	13,179	191	1,034	1,225	1,934	11,256	13,190	5,727	13,786	19,513
JUN2006	1,001	12,189	13,190	218	1,073	1,291	1,936	11,375	13,311	5,796	13,939	19,735
JUL2006	993	12,236	13,229	241	1,071	1,312	1,943	11,348	13,291	5,838	14,160	19,998
AUG2006	1,004	12,314	13,318	227	1,004	1,231	1,953	11,329	13,282	5,899	14,225	20,124
SEP2006	1,024	12,322	13,346	226	977	1,203	1,975	11,310	13,285	5,917	14,162	20,079
OCT2006	1,022	12,350	13,372	223	936	1,159	1,968	11,415	13,383	5,976	14,204	20,180
NOV2006	1,006	12,342	13,348	229	958	1,187	1,984	11,342	13,326	5,979	14,239	20,218
DEC2006	1,000	12,377	13,377	231	976	1,207	1,985	11,369	13,354	6,004	14,251	20,255
JAN2007	997	12,294	13,291	210	932	1,142	1,989	11,564	13,553	6,035	14,279	20,314
FEB2007	1,010	12,339	13,349	227	963	1,190	1,997	11,565	13,562	6,073	14,374	20,447
MAR2007	1,009	12,377	13,386	220	963	1,183	1,983	11,641	13,624	6,055	14,359	20,414
APR2007	1,021	12,398	13,419	218	934	1,152	1,975	11,715	13,690	6,047	14,429	20,476
MAY2007	1,016	12,423	13,439	226	923	1,149	1,993	11,742	13,735	6,086	14,415	20,501
JUN2007	1,023	12,493	13,516	225	931	1,156	2,007	11,790	13,797	6,142	14,459	20,601
JUL2007	1,015	12,482	13,497	217	926	1,143	2,043	11,833	13,876	6,162	14,421	20,583
AUG2007	1,006	12,489	13,495	219	901	1,120	2,032	11,756	13,788	6,157	14,387	20,544
SEP2007	1,018	12,474	13,492	217	888	1,105	2,032	11,780	13,812	6,087	14,344	20,431

OREGON DEPARTMENT OF CORRECTIONS
Prison and Community Populations

Date	PRISON			LOCAL			PAROLE/PPS			PROBATION		
	Female	Male	Total	Female	Male	Total	Female	Male	Total	Female	Male	Total
OCT2007	1,035	12,488	13,523	224	907	1,131	2,020	11,732	13,752	6,057	14,237	20,294
NOV2007	1,043	12,468	13,511	211	935	1,146	2,052	11,741	13,793	6,080	14,167	20,247
DEC2007	1,036	12,452	13,488	204	911	1,115	2,059	11,774	13,833	6,024	14,161	20,185
JAN2008	1,021	12,384	13,405	206	863	1,069	2,058	11,839	13,897	5,934	14,076	20,010
FEB2008	1,046	12,486	13,532	208	908	1,116	2,036	11,752	13,788	5,963	14,067	20,030
MAR2008	1,058	12,480	13,538	214	917	1,131	2,032	11,824	13,856	5,983	13,973	19,956
APR2008	1,056	12,543	13,599	212	954	1,166	2,008	11,746	13,754	5,974	13,951	19,925
MAY2008	1,073	12,541	13,614	201	917	1,118	2,024	11,785	13,809	5,948	13,911	19,859
JUN2008	1,068	12,521	13,589	177	850	1,027	2,043	11,848	13,891	5,902	13,829	19,731
JUL2008	1,065	12,492	13,557	173	798	971	2,018	11,865	13,883	5,892	13,796	19,688
AUG2008	1,064	12,531	13,595	157	734	891	2,041	11,841	13,882	5,844	13,710	19,554
SEP2008	1,065	12,493	13,558	153	695	848	2,030	11,818	13,848	5,791	13,600	19,391
OCT2008	1,087	12,584	13,671	171	726	897	1,995	11,678	13,673	5,766	13,516	19,282
NOV2008	1,063	12,552	13,615	166	759	925	1,999	11,741	13,740	5,751	13,425	19,176
DEC2008	1,076	12,574	13,650	147	764	911	1,974	11,659	13,633	5,716	13,347	19,063
JAN2009	1,076	12,555	13,631	135	746	881	1,970	11,541	13,511	5,620	13,301	18,921
FEB2009	1,079	12,644	13,723	156	730	886	1,961	11,470	13,431	5,627	13,354	18,981
MAR2009	1,096	12,669	13,765	158	745	903	1,958	11,417	13,375	5,574	13,350	18,924
APR2009	1,109	12,736	13,845	160	754	914	1,911	11,332	13,243	5,558	13,292	18,850
MAY2009	1,101	12,806	13,907	169	769	938	1,923	11,293	13,216	5,571	13,329	18,900
JUN2009	1,100	12,788	13,888	169	721	890	1,885	11,392	13,277	5,547	13,330	18,877
JUL2009	1,098	12,827	13,925	156	730	886	1,897	11,354	13,251	5,547	13,308	18,855
AUG2009	1,095	12,808	13,903	142	686	828	1,883	11,389	13,272	5,496	13,267	18,763
SEP2009	1,104	12,869	13,973	117	704	821	1,871	11,342	13,213	5,441	13,250	18,691
OCT2009	1,104	12,823	13,927	114	600	714	1,847	11,373	13,220	5,371	13,268	18,639