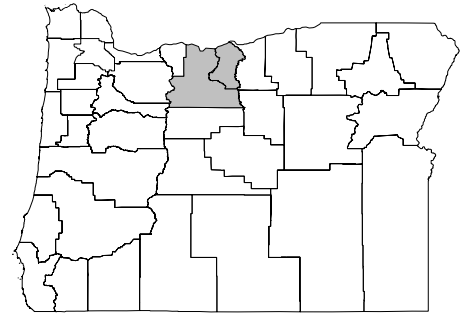


# Oregon Tobacco Prevention and Education Program Wasco and Sherman Counties Fact Sheet – 2007



**General information** Approximately 6,300 youth and 19,600 adults live in Wasco and Sherman Counties.

## The annual cost of tobacco in Wasco and Sherman Counties

**82 people** die from tobacco use (on average).

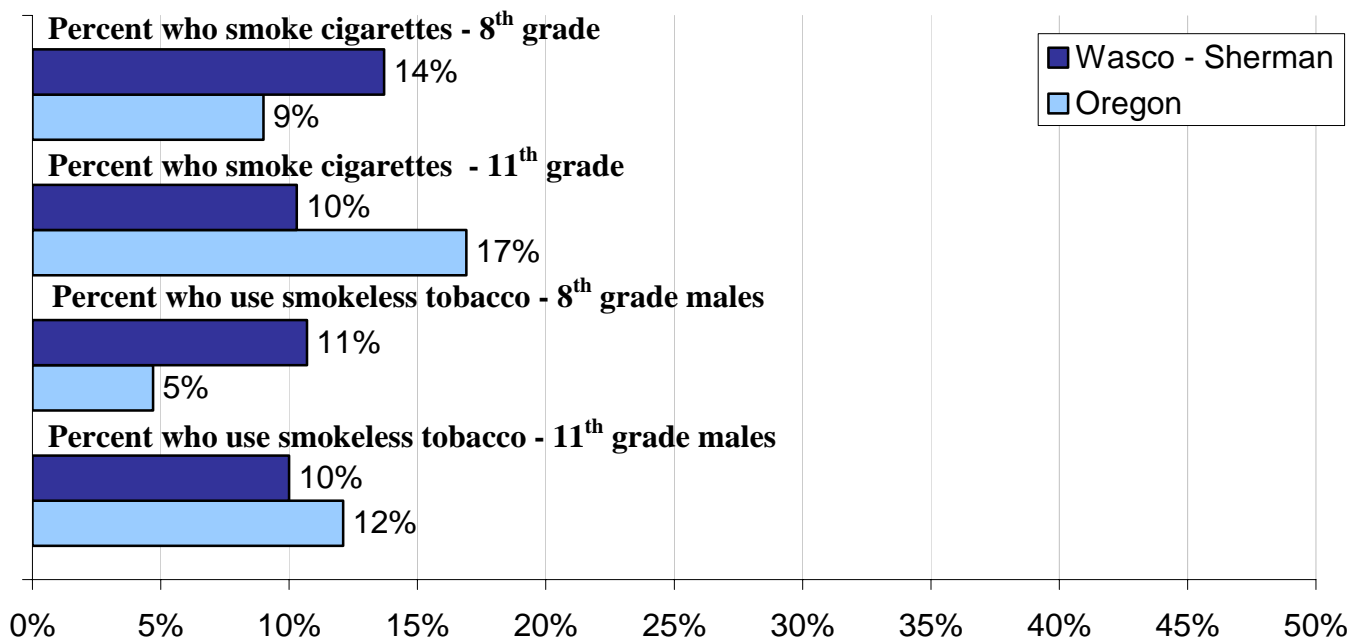
**1,603 people** suffer serious illness caused by tobacco use.

**4,155 adults** regularly smoke cigarettes.

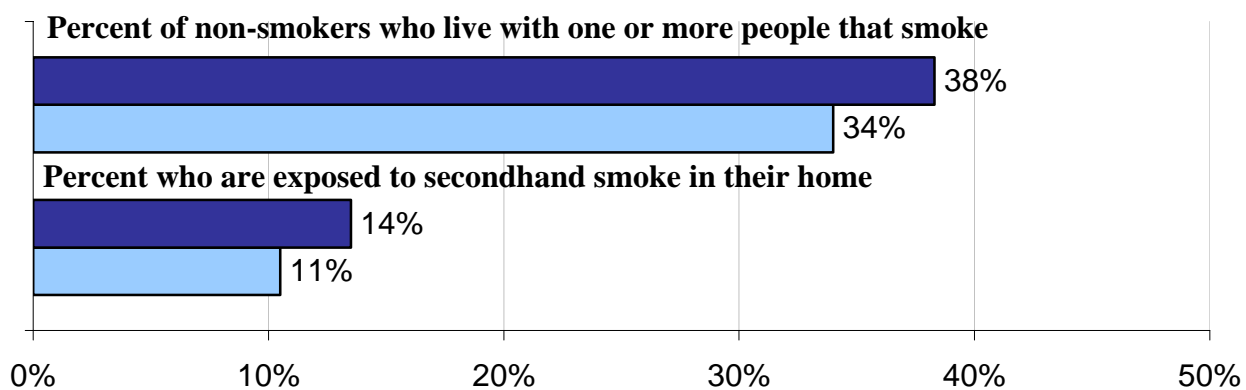
**Over \$12.7 million** is spent on medical care for tobacco-related illnesses.

**Over \$12.8 million** in productivity is lost due to tobacco-related deaths.

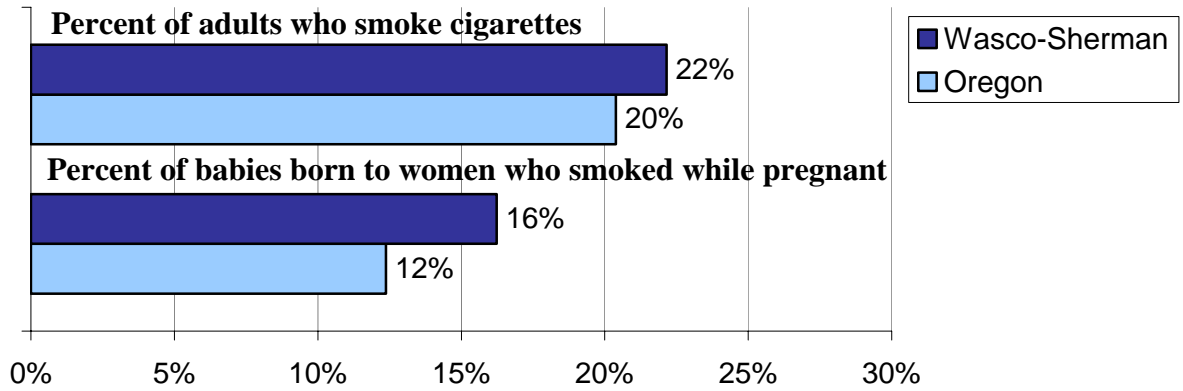
## Tobacco use among Wasco and Sherman County youth



## Tobacco exposure among Wasco and Sherman County 8<sup>th</sup> graders



# Smoking among Wasco and Sherman County adults and pregnant mothers

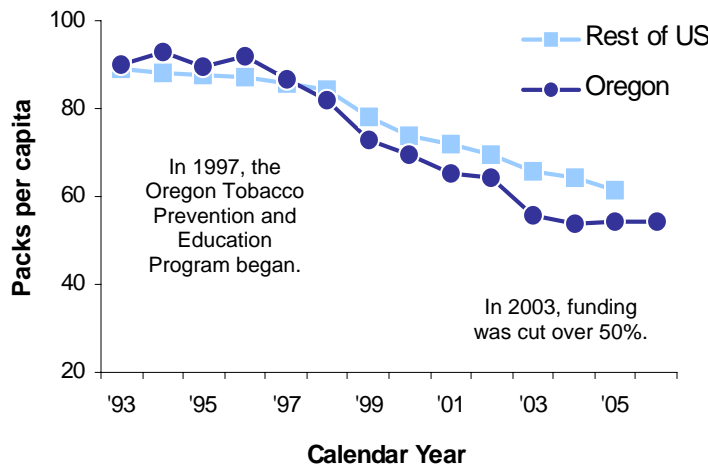


## Attitudes about and exposure to secondhand smoke in Wasco and Sherman Counties

- 94%** of all Wasco-Sherman County adults – smokers and non-smokers alike – say that people should be protected from secondhand smoke.
- 220** employees (estimated) working in Wasco-Sherman County are not protected by Oregon’s Smokefree Workplace Law.

## Cigarette consumption in Oregon

Annual Per Capita Cigarette Consumption, Oregon vs. Rest of US, 1993 to 2006



Oregon Public Health Division  
 800 NE Oregon Street, Suite 730  
 Portland, OR 97232  
 (971) 673-0984  
[www.healthoregon.org/tobacco](http://www.healthoregon.org/tobacco)  
[tobacco.ohd@state.or.us](mailto:tobacco.ohd@state.or.us)

Data Sources:

- Adult data: 2002-2005 Behavioral Risk Factor Survey Combined Datasets (point estimates are age-standardized to year 2000 projected population)
- Cigarette consumption: Oregon data are from the Department of Revenue; National data are from *The Tax Burden on Tobacco 2005*, Orzechowski and Walker
- Death data: Oregon Death Certificate Statistical Files, average annual deaths 2000 to 2004
- Population data: July 1, 2006 Certified Population Estimates, Population Research Center, Portland State University
- Pregnancy data: 2002-2005 Oregon Birth Certificate Statistical Files
- Youth data: 2005-2006 Oregon Healthy Teens Survey Combined Dataset
- Economic data: State estimate from CDC’s Smoking-Attributable Mortality, Morbidity and Economic Costs is multiplied by the county’s share of the tobacco-related deaths 2000-2004