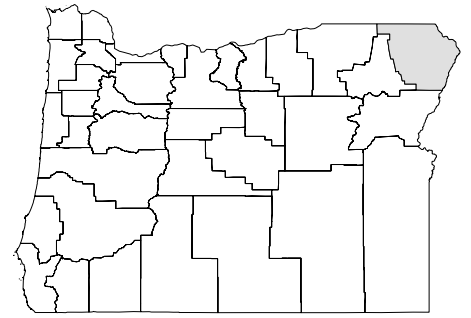


Oregon Tobacco Prevention and Education Program

Wallowa County Fact Sheet - 2007



General information Approximately 1,400 youth and 5,600 adults live in Wallowa County.

The annual cost of tobacco in Wallowa County

22 people die from tobacco use (on average).

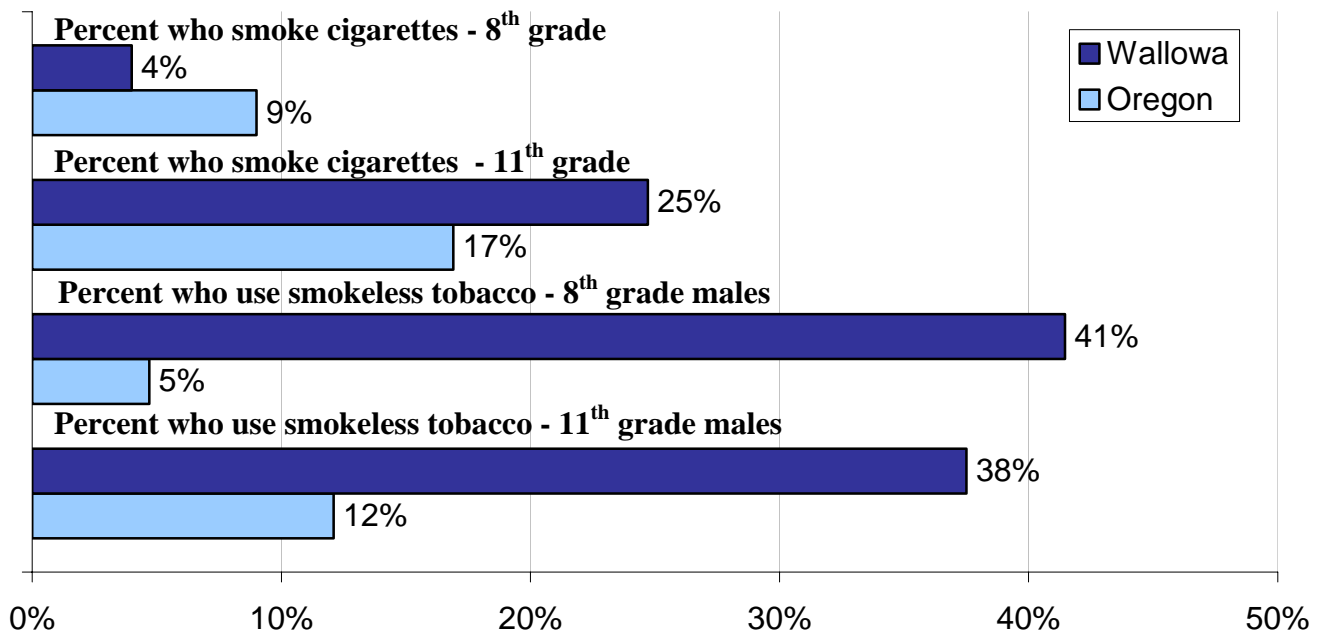
430 people suffer serious illness caused by tobacco use.

438 adults regularly smoke cigarettes.

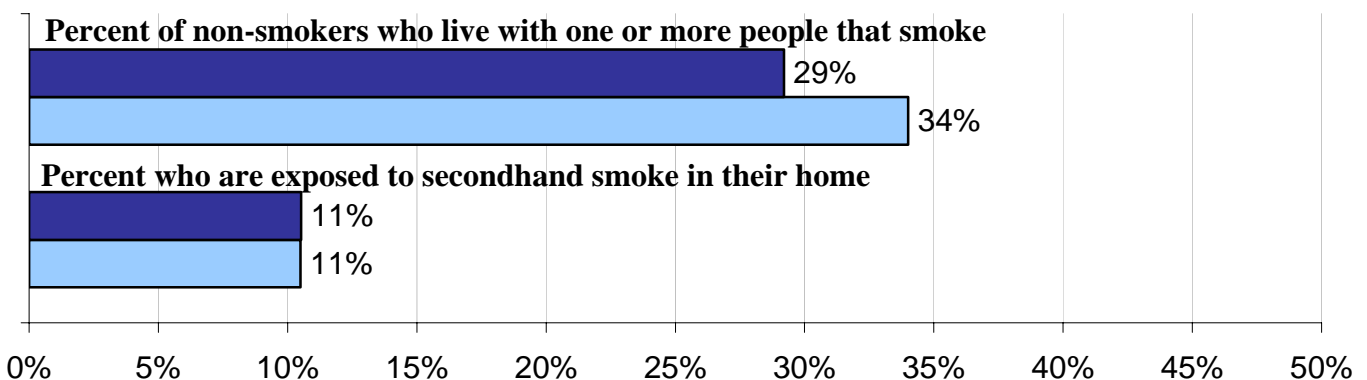
Over \$3.1 million is spent on medical care for tobacco-related illnesses.

Over \$3.1 million in productivity is lost due to tobacco-related deaths.

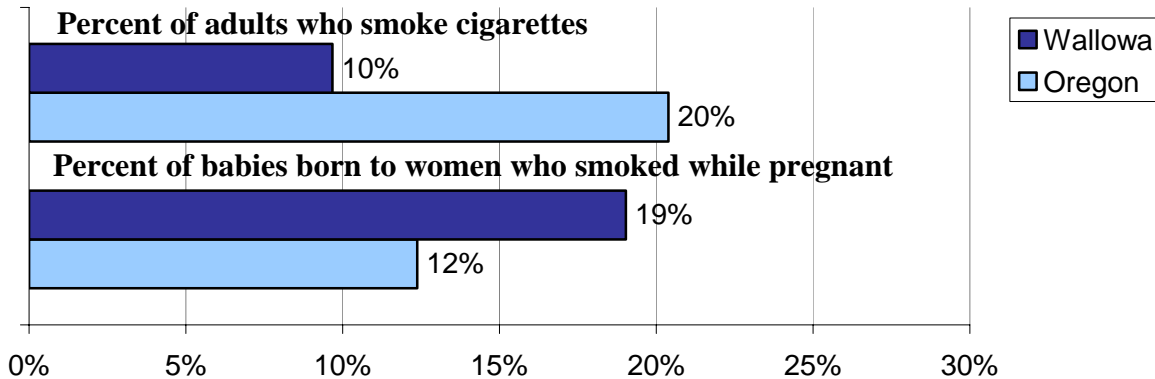
Tobacco use among Wallowa County youth



Tobacco exposure among Wallowa County 8th graders



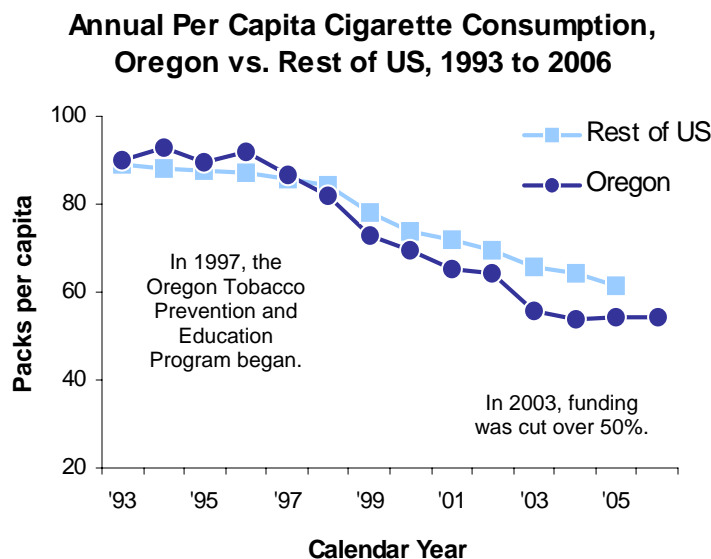
Smoking among Wallowa County adults and pregnant mothers



Attitudes about and exposure to secondhand smoke in Wallowa County

- 90%** of all Wallowa County adults – smokers and non-smokers alike – say that people should be protected from secondhand smoke.
- 60** employees (estimated) working in Wallowa County are not protected by Oregon’s Smokefree Workplace Law.

Cigarette consumption in Oregon



Oregon Public Health Division
 800 NE Oregon Street, Suite 730
 Portland, OR 97232
 (971) 673-0984
www.healthoregon.org/tobacco
tobacco.ohd@state.or.us

Data Sources:

Adult data 2002-2005 Behavioral Risk Factor Survey Combined Datasets (point estimates are age-standardized to year 2000 projected population)
Cigarette consumption Oregon data are from the Department of Revenue; National data are from *The Tax Burden on Tobacco 2005*, Orzechowski and Walker
Death data Oregon Death Certificate Statistical Files, average annual deaths 2000 to 2004
Population data July 1, 2006 Certified Population Estimates, Population Research Center, Portland State University
Pregnancy data 2002-2005 Oregon Birth Certificate Statistical Files
Youth data 2005-2006 Oregon Healthy Teens Survey Combined Dataset
Economic data State estimate from CDC’s Smoking-Attributable Mortality, Morbidity and Economic Costs is multiplied by the county’s share of the tobacco-related deaths 2000-2004