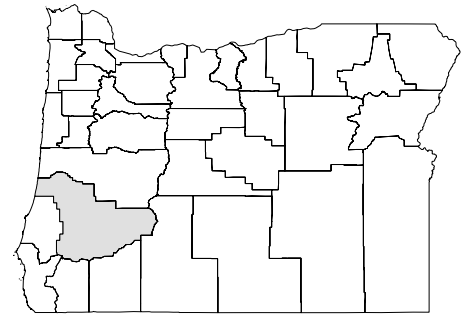


Oregon Tobacco Prevention and Education Program Douglas County Fact Sheet - 2007

General information Approximately 23,000 youth and 81,000 adults live in Douglas County.



Tobacco's annual toll on Douglas County

316 people die from tobacco use (on average).

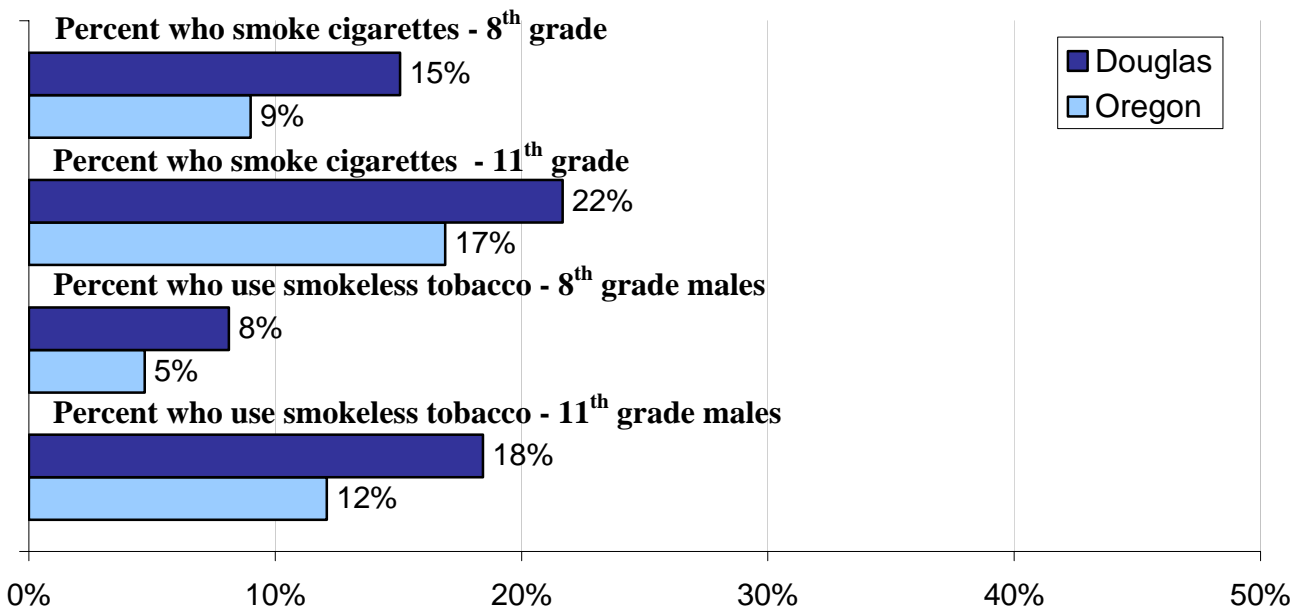
6,176 people suffer from a serious illness caused by tobacco use.

20,247 adults regularly smoke cigarettes.

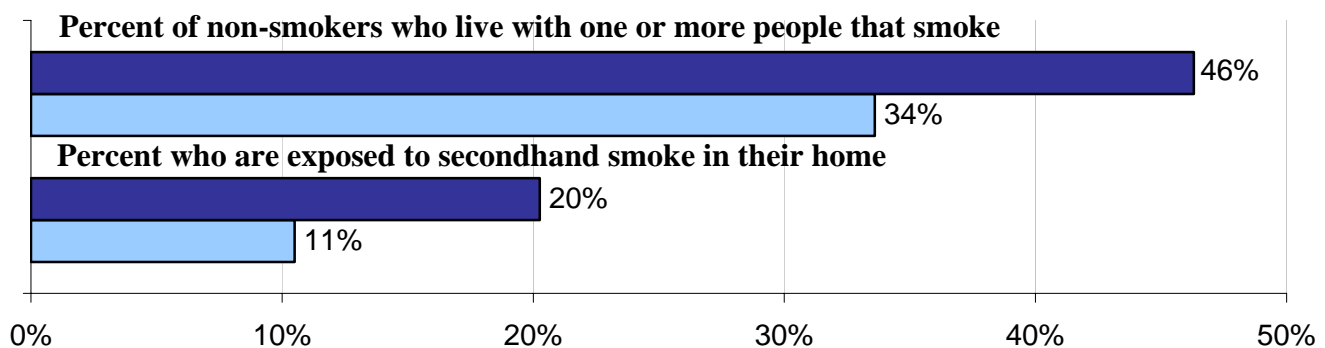
Over \$49.2 million is spent on medical care for tobacco-related illnesses.

Over \$49.7 million in productivity is lost due to tobacco-related deaths.

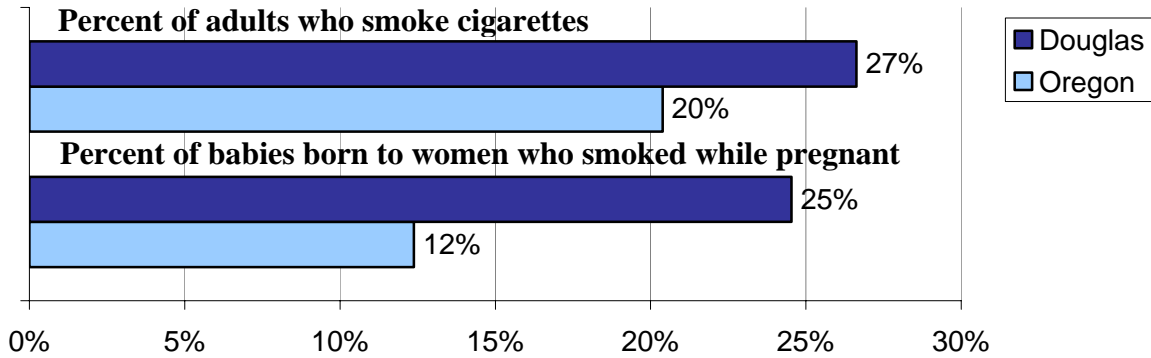
Tobacco use among Douglas County youth



Tobacco exposure among Douglas County 8th graders



Smoking among Douglas County adults and pregnant mothers



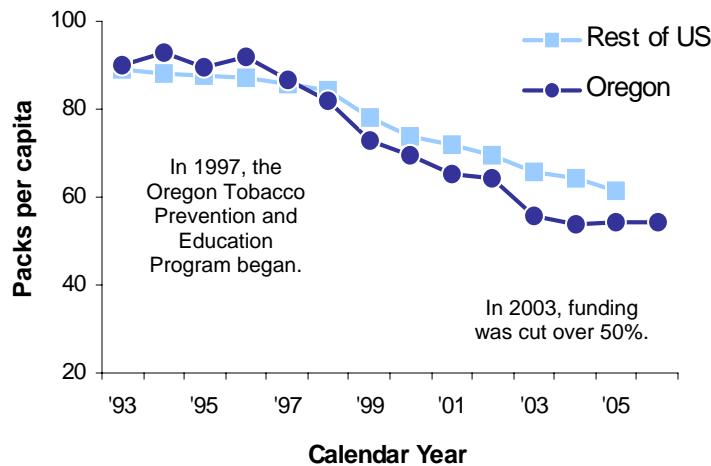
Attitudes about and exposure to secondhand smoke in Douglas County

84% of all Douglas County adults – smokers and non-smokers alike – say that people should be protected from secondhand smoke.

900 employees (estimated) working in Douglas County are not protected by Oregon’s Smokefree Workplace Law.

Cigarette consumption in Oregon

Annual Per Capita Cigarette Consumption, Oregon vs. Rest of US, 1993 to 2006



Oregon Public Health Division
 800 NE Oregon Street, Suite 730
 Portland, OR 97232
 (971) 673-0984
www.healthoregon.org/tobacco
tobacco.ohd@state.or.us

Data Sources:

Adult data 2002-2005 Behavioral Risk Factor Survey Combined Datasets (point estimates are age-standardized to year 2000 projected population)
Cigarette consumption Oregon data are from the Department of Revenue; National data are from *The Tax Burden on Tobacco 2005*, Orzechowski and Walker
Death data Oregon Death Certificate Statistical Files, average annual deaths 2000 to 2004
Population data July 1, 2006 Certified Population Estimates, Population Research Center, Portland State University
Pregnancy data 2002-2005 Oregon Birth Certificate Statistical Files
Youth data 2005-2006 Oregon Healthy Teens Survey Combined Dataset
Economic data State estimate from CDC’s Smoking-Attributable Mortality, Morbidity and Economic Costs is multiplied by the county’s share of the tobacco-related deaths 2000-2004