

Oregon Vital Events Registration System

[Validate Registration](#)

The **Validate Registration** page does not have any controls such as click buttons or text entry boxes. This page serves as a Final Review of the Death Registration and is intended to show the user any outstanding issues such as missing or invalid data.

Clicking on the **Validate Registration** link on the **Other Links** sub-menu causes the **DAVE™** application to internally review every page of information that has been submitted. When the review is finished, the page will refresh with a display of all the errors that were found. (see below)


From the **Death Registration Menu**, select **Other Links -> Validate Registration**.



As you can see, **DAVE™** found many errors with this particular registration.

Validation Results		Save Overrides	
Error Message	Override	Goto Field	Popup
DR_0061: Age cannot be left blank. Enter Age at time of Death in Years, Months, Days, Hours, or Minutes. All items cannot be blank.	<input type="checkbox"/>	<input type="button" value="fix"/>	<input type="button" value="fix"/>
DR_0062: Decedent Age is invalid Enter a valid age in hours and minutes. If the date of death is the same as the date of birth then age in hours and/or minutes cannot both be blank.	<input type="checkbox"/>	<input type="button" value="fix"/>	<input type="button" value="fix"/>
DR_0075: Birthplace city cannot be left blank. Enter the decedent's city of birth. If unknown, enter "unknown."	<input type="checkbox"/>	<input type="button" value="fix"/>	<input type="button" value="fix"/>
DR_0079: Decedent in Armed Forces cannot be left blank. Decedent in Armed Forces must be "Yes", "No", or "Unknown".	<input type="checkbox"/>	<input type="button" value="fix"/>	<input type="button" value="fix"/>
DR_0840: Marital Status cannot be left blank. Enter a valid value for Decedent's Marital Status.	<input type="checkbox"/>	<input type="button" value="fix"/>	<input type="button" value="fix"/>
DR_0870: Father's last name is invalid. Enter a valid last name for the Father. The Father's last name cannot be blank. If unknown, enter "Unknown".	<input type="checkbox"/>	<input type="button" value="fix"/>	<input type="button" value="fix"/>
DR_0886: Mother's last name prior to first marriage is invalid. Enter a valid maiden last name for the Mother. The Mother's last name prior to first marriage cannot be blank. If unknown, enter "Unknown".	<input type="checkbox"/>	<input type="button" value="fix"/>	<input type="button" value="fix"/>
DR_1006: Informant's last name is invalid. Enter a valid last name for the Informant. The Informant's last name cannot be blank.	<input type="checkbox"/>	<input type="button" value="fix"/>	<input type="button" value="fix"/>
DR_1017: Informant Relationship cannot be left blank. Enter the relationship of the informant supplying the personal information to the decedent.	<input type="checkbox"/>	<input type="button" value="fix"/>	<input type="button" value="fix"/>
DR_1019: Informant's city cannot be left blank. Enter the informant's city.	<input type="checkbox"/>	<input type="button" value="fix"/>	<input type="button" value="fix"/>
DR_1024: Informant's address street name cannot be left blank A valid street name for the informant's address is required. Enter the street name of the informant's address. Do not record a rural route number or PO Box number. If the name is unknown, enter 'unknown'.	<input type="checkbox"/>	<input type="button" value="fix"/>	<input type="button" value="fix"/>
DR_1025: Informant's address street number cannot be left blank. A valid street number for the Informant's address is required. Enter the building number assigned to the informant's address. Do not record a rural route number or PO Box number. If the number is unknown, enter 'unknown'.	<input type="checkbox"/>	<input type="button" value="fix"/>	<input type="button" value="fix"/>
DR_1026: Informant Residential ZIP code cannot be left blank. Enter a valid ZIP code for the Informant Residential Address.	<input type="checkbox"/>	<input type="button" value="fix"/>	<input type="button" value="fix"/>
DR_1030: Relationship of person authorizing disposition cannot be left blank Enter a valid value for authorizing relationship. Select from the dropdown list the relationship of the person	<input type="checkbox"/>	<input type="button" value="fix"/>	<input type="button" value="fix"/>

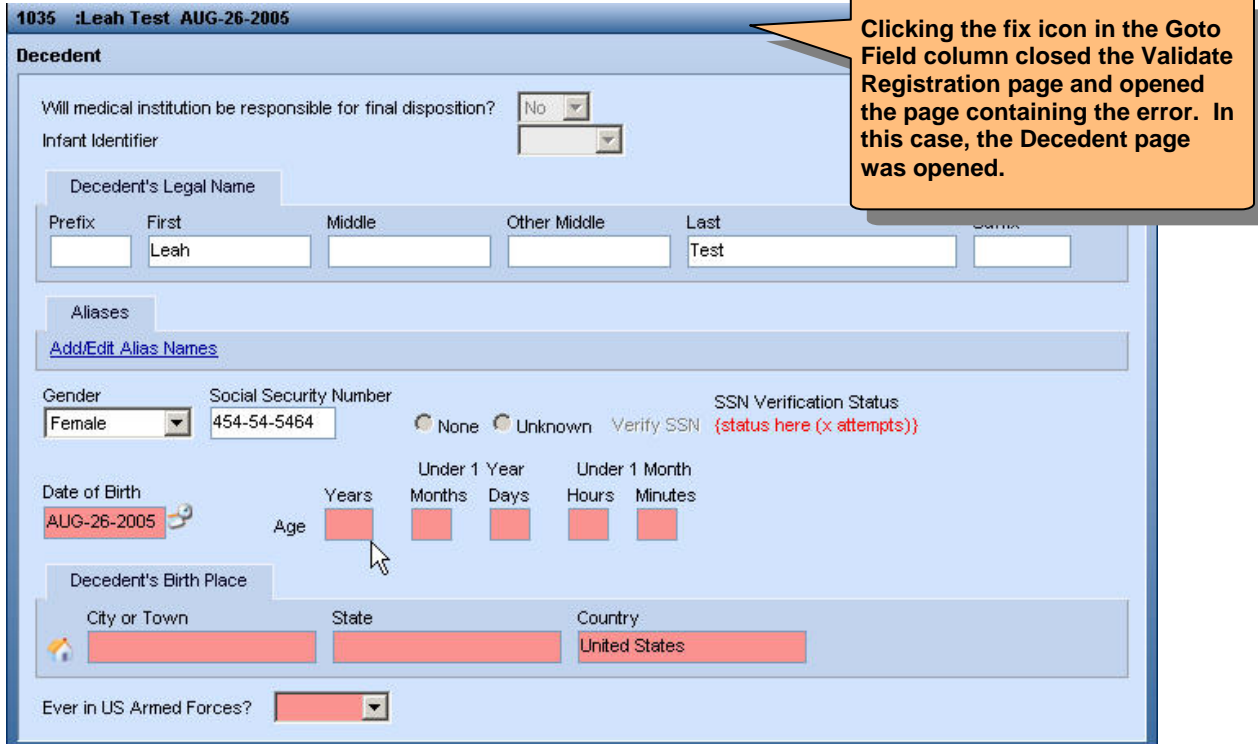
More than just providing a listing of mistakes, the Validate Registration page also enables you to find the listed errors and correct them. There are two different ways to locate and correct errors:

Oregon Vital Events Registration System

Notice in the figure below the two columns to the far right of the error grid entitled **Goto Field** and **Popup**. Inside of each cell is the **fix** icon ().

Error Message	Override	Goto Field	Popup
DR_0061: Age cannot be left blank. Enter Age at time of Death in Years, Months, Days, Hours, or Minutes. All items cannot be blank.			

Clicking on the **fix** icon within any error messages **Goto Field** column will close the Validate Registration page and open the page that contains the actual error.



1035 :Leah Test AUG-26-2005

Decedent

Will medical institution be responsible for final disposition?

Infant Identifier

Decedent's Legal Name

Prefix First Middle Other Middle Last Suffix

Leah Test

Aliases

[Add/Edit Alias Names](#)

Gender Social Security Number None Unknown SSN Verification Status (status here (x attempts))

Date of Birth

Age

Under 1 Year Under 1 Month

Months Days Hours Minutes

Decedent's Birth Place

City or Town State Country



Ever in US Armed Forces?

Clicking the fix icon in the Goto Field column closed the Validate Registration page and opened the page containing the error. In this case, the Decedent page was opened.

Notice that the **Date of Birth** and **Age** entry text boxes are highlighted in red. Red indicates that these are 'hard' edit failures that must be corrected before registration can occur.

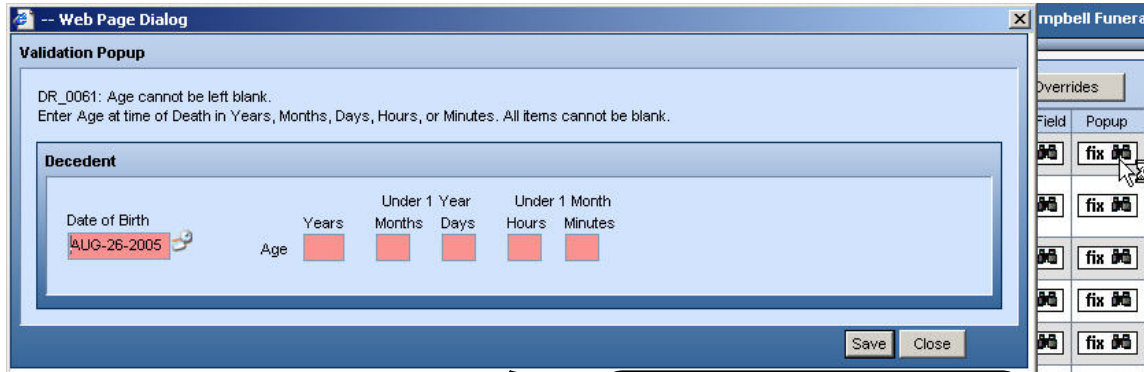
Notice also that the **Decedent's Birth Place** tab and the **Ever in US Armed Forces?** dropdown list are also highlighted in red. Using the **Goto Field** fix option enables the user to fix multiple errors one the same page at one time.

The other option for correcting errors is the **fix** icon in the **Popup** column.

Error Message	Override	Goto Field	Popup
DR_0061: Age cannot be left blank. Enter Age at time of Death in Years, Months, Days, Hours, or Minutes. All items cannot be blank.			

Oregon Vital Events Registration System

Clicking on the **fix** icon in the **Popup** column will cause a window to pop onscreen allowing the user to correct that particular error.



Clicking the fix icon in the Popup column closed the Validate Registration page and opened this popup window containing only the error to be corrected.

Notice that the only error that can be corrected using the **Popup** option is the specific error listed in that single row of the **Validate Registration** error control. This feature is useful if there are only one or two errors to correct.

If there are multiple errors to correct then it is best to use the **Goto Field** option as that will display an entire page and all of its related errors at once.

Once all listed errors have been corrected, click on the Validate Registration link once again to verify that no errors remain.

Which Correction Option is Best?

Use the *Goto Field* option when you have multiple errors to correct. *Goto Field* displays entire pages at a time enabling you to fix many errors at once.

Use the *Popup* option when there are only one or two errors to correct.