

# Oregon Vital Events Registration System

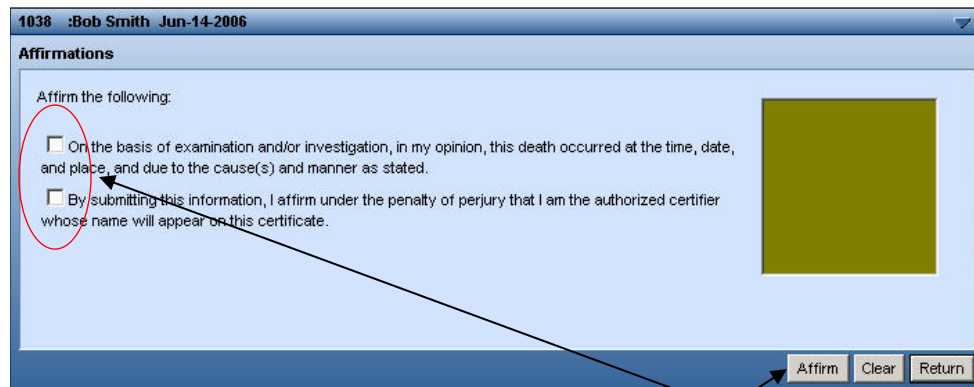
## Certify

An affirmation is used to record the fact that the medical certifier is accepting legal responsibility for the accuracy of the information provided. In many jurisdictions these are legally binding statements made under the penalty of perjury. In the **DAVE™** application, these affirmations are validated through Biometric Authentication.

The **DAVE™** application uses fingerprint verification for **Biometric Authentication**. Before a user may electronically sign a certificate, the user must complete a biometric enrollment process. This process involves the identity verification of the user and then the capture of one or more fingerprints. These samples are stored in the **DAVE** database in a “biometric template” and are used for future comparison during authentication. Once enrollment and storage are complete, the **DAVE** application authenticates a user by matching the template against the current fingerprint scan. Comparison of the current scan and the template results in a simple binary yes/no match.

To access the **Certify** section, select **Death Registration Menu -> Medical Certification** sub-menu, then select **-> Certify**.

To **Certify** a death record, place a checkmark in the **Affirm the following:** checkbox(es) and click the **Affirm** button.



Place an 'X' in each of the affirmation boxes and then click on the **Affirm** button.

# Oregon Vital Events Registration System


Clicking the **Affirm** button will cause the page to refresh and the instruction **1 – Place finger** to display.

1038 :Bob Smith Jun-14-2006

**Affirmations**

Affirm the following:

- On the basis of examination and/or investigation, in my opinion, this death occurred at the time, date, and place, and due to the cause(s) and manner as stated.
- By submitting this information, I affirm under the penalty of perjury that I am the authorized certifier whose name will appear on this certificate.



1 - Place finger.

Affirm Clear Return


Place a biometrically enrolled finger on the fingerprint scanner. The scanner will 'read' your fingerprint and display it onscreen. Once the fingerprint has been read the message Finger print acquired will be displayed.

1038 :Bob Smith Jun-14-2006

**Affirmations**

Affirm the following:

- On the basis of examination and/or investigation, in my opinion, this death occurred at the time, date, and place, and due to the cause(s) and manner as stated.
- By submitting this information, I affirm under the penalty of perjury that I am the authorized certifier whose name will appear on this certificate.

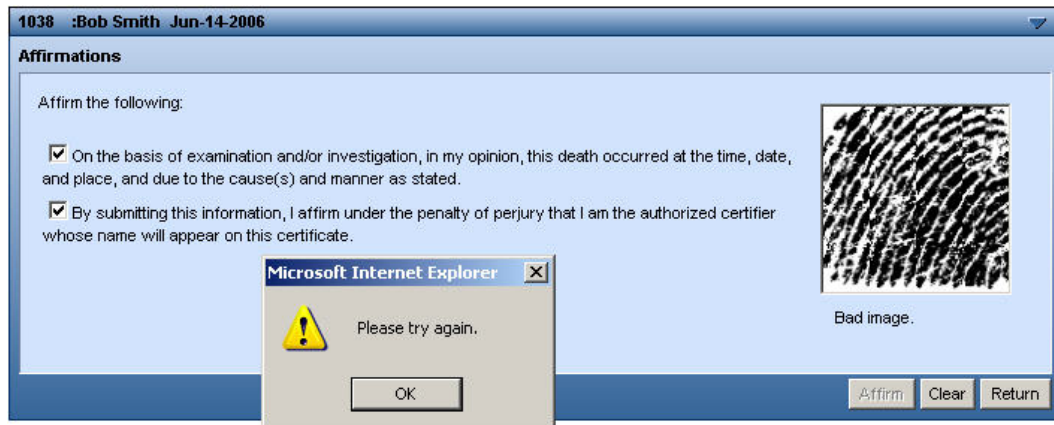


Finger print acquired.

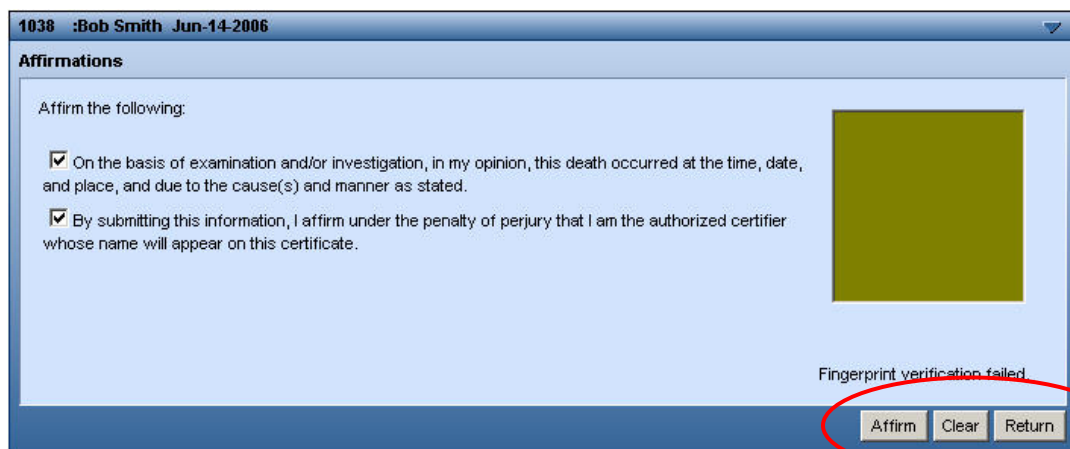
Affirm Clear Return

# Oregon Vital Events Registration System


If the fingerprint could not be read, an error message will be displayed.



If the fingerprint could be read, but did not match any prints on record, a different error will appear:



If the fingerprint can be read and matched to a user enrolled print in the DAVE database then the record will be officially signed/affirmed and an **Authentication Successful** message displayed:



Click the **Return** button to return to the **Decedent** page of the **Death Registration Menu**.