

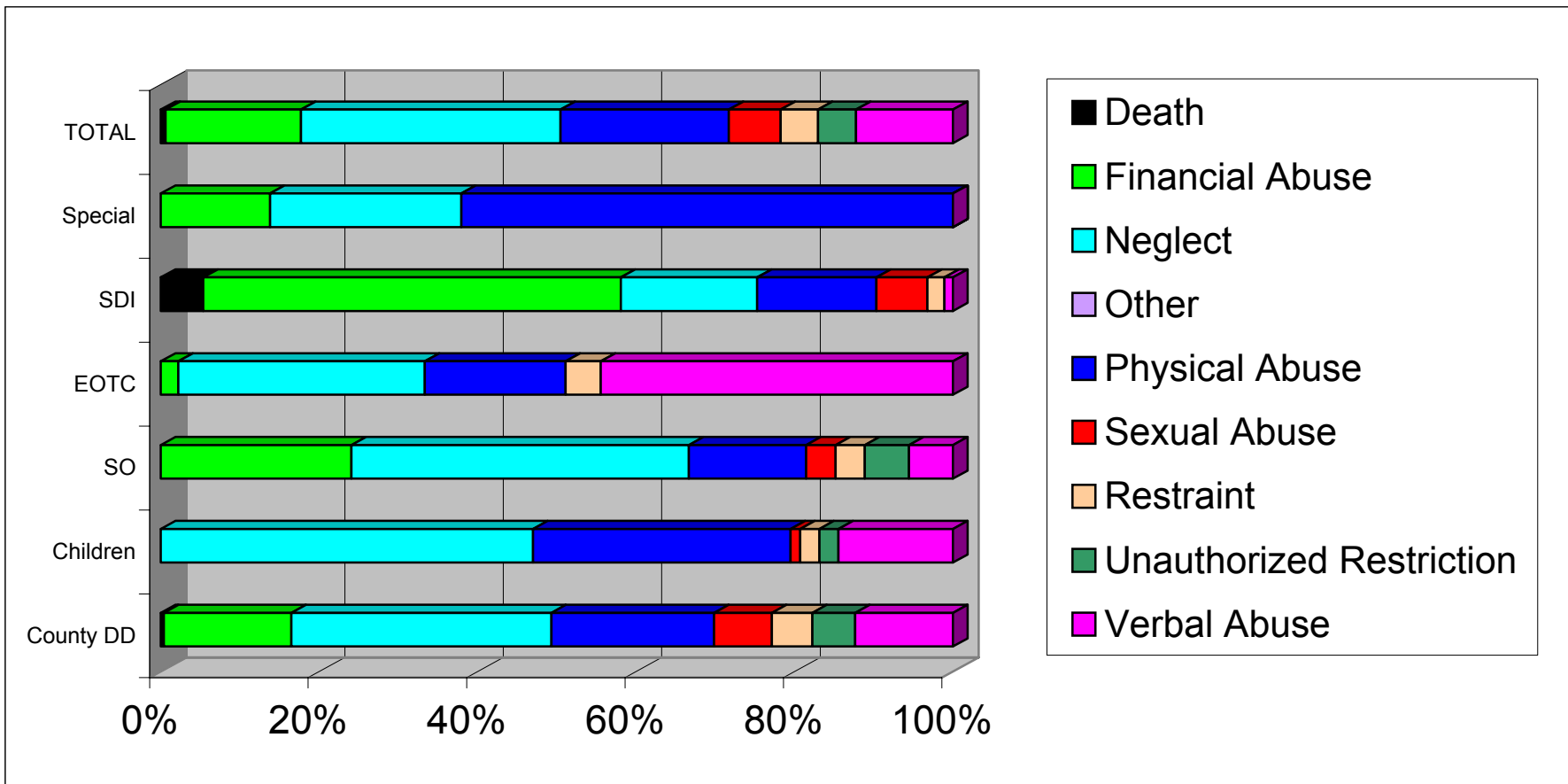
Comparison of Allegations and Incidents Investigated by or Reported to OIT and Counties

1994-1999 Data Derived From Previous Reports

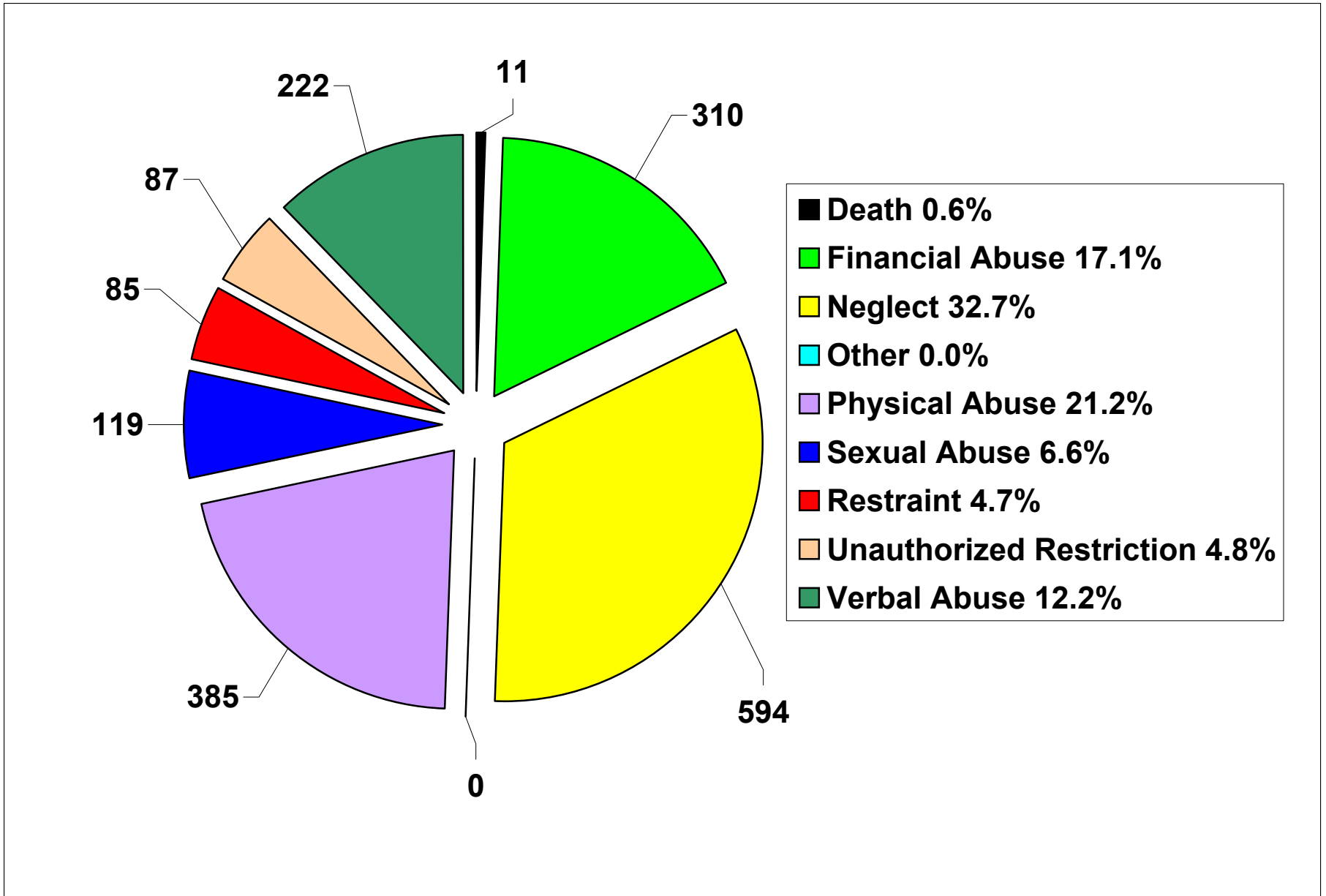
	1994	1995	1996	1997	1998	1999	2000	2001	2002	2003	2004	
SO (DD)	12	8	16	56	27	31	100	51	56	75	54	SO (DD)
EOTC (DD)	12	19	35	32	44	64	36	32	29	19	45	EOTC (DD)
OSH (MH)	154	128	108	80	62	41	103	57	84	91	73	OSH (MH)
EOPC (MH)	6	8	9	21	3	7	0	8	3	12	6	EOPC (MH)
Children (DD)	0	0	0	0	19	98	154	138	169	252	83	Children (DD)
FTC (DD)	116	264	327	150	117	82	0	0	0	0	0	FTC (DD)
SDI (DD)	0	0	0	0	0	6	32	20	57	61	93	SDI (DD)
SDI (MH)	0	0	0	0	0	0	9	21	7	26	23	SDI (MH)
Special (MH)	0	0	0	0	0	0	1	9	0	2	8	Special (MH)
Special (DD)	0	0	0	0	0	0	35	13	27	10	29	Special (DD)
Review (DD)	0	0	0	0	0	0	25	16	9	9	28	Review (DD)
Review (MH)	0	0	0	0	0	0	0	0	1	4	0	Review (MH)
SDIA (DD)	0	0	0	0	0	0	0	2	28	67	51	SDIA (DD)
SDIA (MH)	0	0	0	0	0	0	0	2	1	10	1	SDIA (MH)
OIT Totals	300	427	495	339	272	329	495	369	471	638	494	OIT Totals
County DD						501	1293	1943	1646	1471	1509	County DD
County MH							139	251	387	351	428	County MH
OIT & County Totals	300	427	495	339	272	830	1927	2563	2504	2460	2431	OIT & County Totals
Information Not Available												

Types of DD All Program Allegations in 2004

	Death	Financial Abuse	Neglect	Other	Physical Abuse	Sexual Abuse	Restraint	Unauthorized Restriction	Verbal Abuse	TOTAL
County DD	6	243	495	0	310	110	77	82	186	1509
Children	0	0	39	0	27	1	2	2	12	83
SO	0	13	23	0	8	2	2	3	3	54
EOTC	0	1	14	0	8	0	2	0	20	45
SDI	5	49	16	0	14	6	2	0	1	93
Special	0	4	7	0	18	0	0	0	0	29
TOTAL	11	310	594	0	385	119	85	87	222	1813

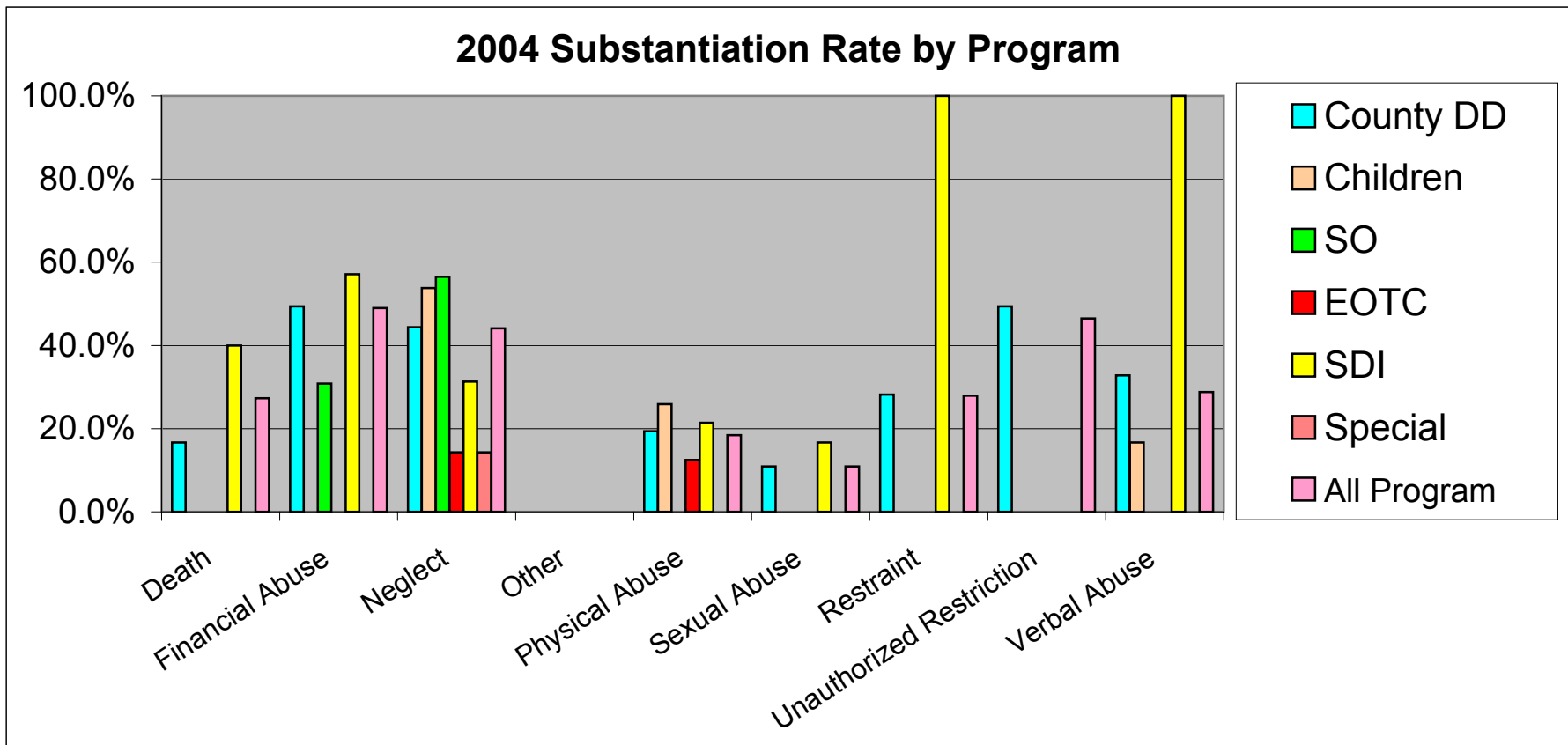


DD All Program Investigations in 2004
1813 Total Allegations



DD All Program Substantiation Rates in 2004

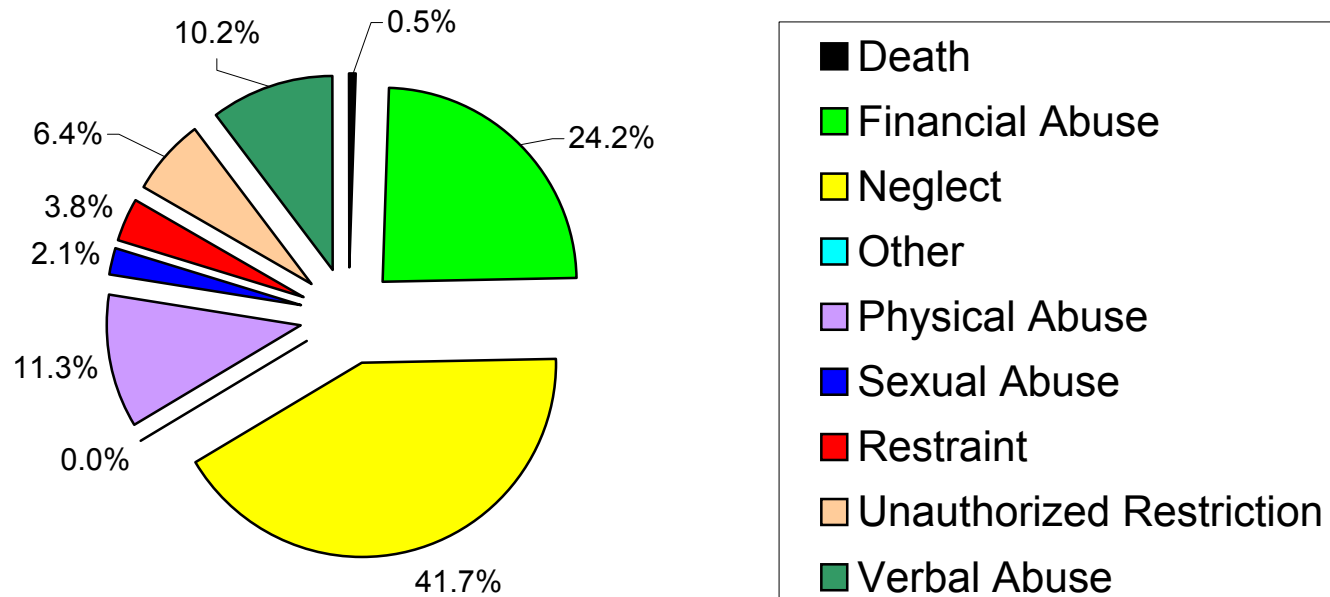
	Death	Financial Abuse	Neglect	Other	Physical Abuse	Sexual Abuse	Restraint	Unauthorized Restriction	Verbal Abuse
County DD	16.7%	49.4%	44.4%	0.0%	19.4%	10.9%	28.2%	49.4%	32.8%
Children	n/a	n/a	53.8%	n/a	25.9%	0.0%	0.0%	0.0%	16.7%
SO	n/a	30.8%	56.5%	n/a	0.0%	0.0%	0.0%	0.0%	0.0%
EOTC	n/a	n/a	14.3%	n/a	12.5%	0.0%	0.0%	n/a	0.0%
SDI	40.0%	57.1%	31.3%	0.0%	21.4%	16.7%	100.0%	n/a	100.0%
Special	n/a	0.0%	14.3%	n/a	0.0%	n/a	n/a	n/a	0.0%
All Program	27.3%	49.0%	44.1%	0.0%	18.4%	10.9%	27.9%	46.5%	28.8%



2004 Substantiation Rates DD All Program

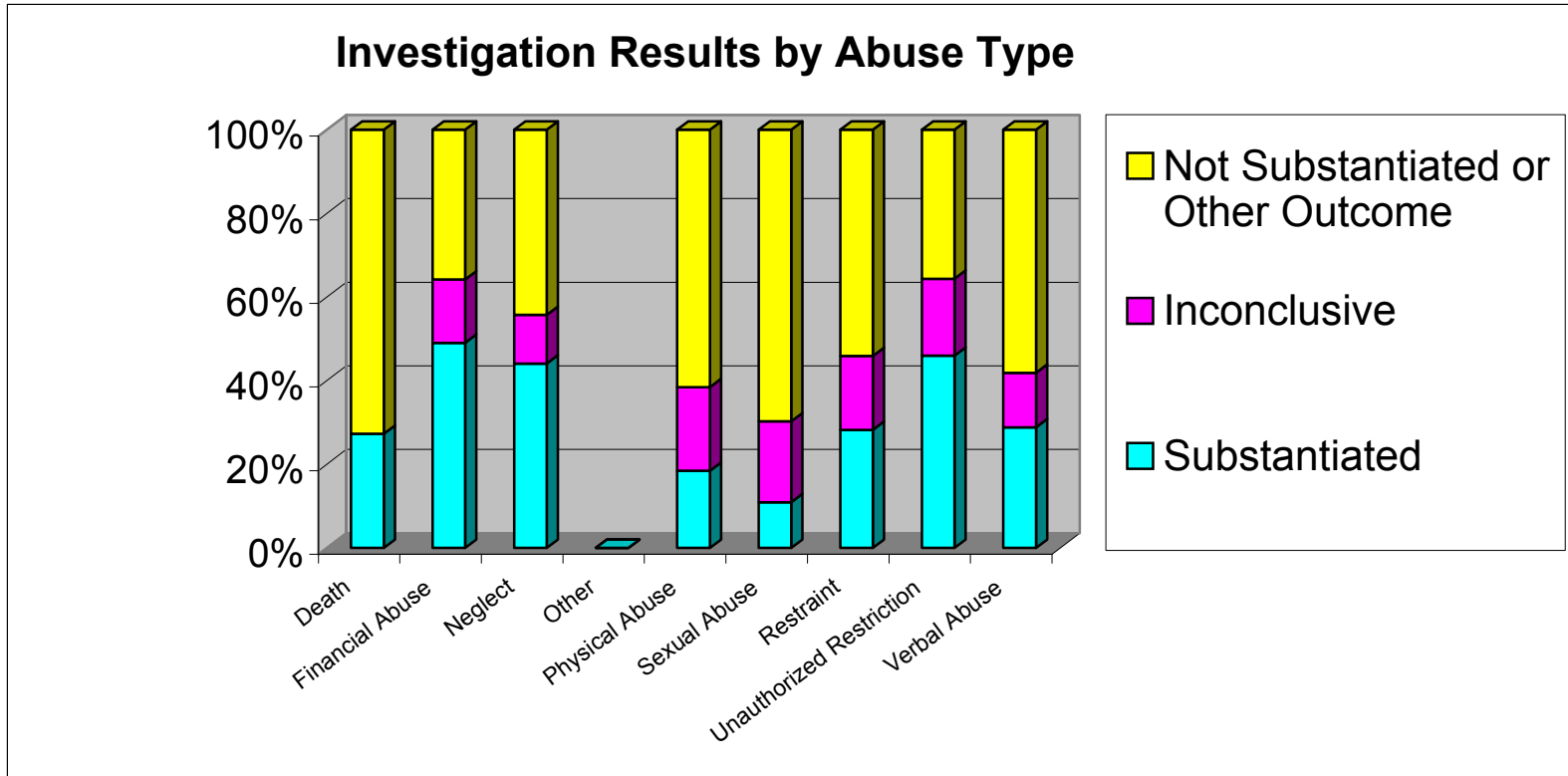
	Allegations	Substantiated	Inconclusive	Not Substantiated or Other Outcome	Substantiation Rate
Death	11	3	0	8	27.3%
Financial Abuse	310	152	47	111	49.0%
Neglect	594	262	69	263	44.1%
Other	0	0	0	0	0.0%
Physical Abuse	385	71	77	237	18.4%
Sexual Abuse	119	13	23	83	10.9%
Restraint	85	24	15	46	28.2%
Unauthorized Restriction	87	40	16	31	46.0%
Verbal Abuse	222	64	29	129	28.8%
Totals	1813	629	276	908	34.7%

629 Total Substantiated Allegations



2004 DD All Program Investigation Results

	Allegations	Substantiated	Inconclusive	Not Substantiated or Other Outcome	Substantiation Rate
Death	11	3	0	8	27.3%
Financial Abuse	310	152	47	111	49.0%
Neglect	594	262	69	263	44.1%
Other	0	0	0	0	0.0%
Physical Abuse	385	71	77	237	18.4%
Sexual Abuse	119	13	23	83	10.9%
Restraint	85	24	15	46	28.2%
Unauthorized Restriction	87	40	16	31	46.0%
Verbal Abuse	222	64	29	129	28.8%
Totals	1813	629	276	908	34.7%



County Investigated DD Allegations for 2004

Report Depicted Over Two Pages

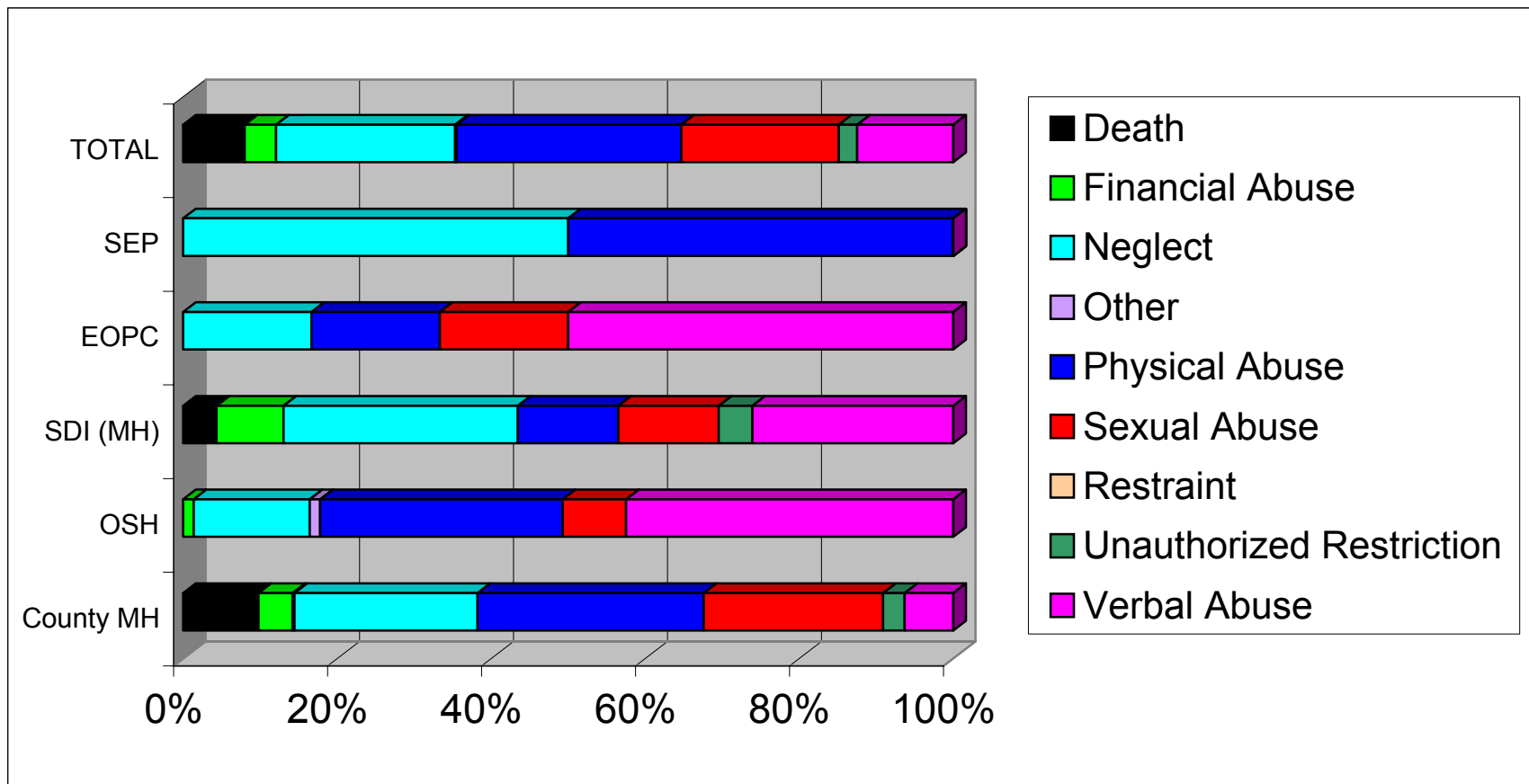
County Name	Death	Financial Abuse	Neglect	Other	Physical Abuse	Sexual Abuse	Restraint	Unauthorized Restriction	Verbal Abuse	Total	# Clients Served in 2004	% Allegations to Clients Served	Total Substantiated Allegations	% Substantiated Allegations to Clients Served
Baker					1		4			5	89	5.62%	4	4.49%
Benton			10		1	1	5			17	354	4.80%	7	1.98%
Clackamas	1	5	42		27	8	21	2	34	140	1161	12.06%	32	2.76%
Clatsop		10	4		4	3	2	1	2	26	182	14.29%	5	2.75%
Columbia			6		1				1	8	213	3.76%	5	2.35%
Coos		1	23		4		2	3	7	40	277	14.44%	17	6.14%
Crook										0	53	0.00%	0	0.00%
Curry		11	9					2		22	111	19.82%	12	10.81%
Deschutes			9		5		2	1	2	19	394	4.82%	11	2.79%
Douglas		13	4		5	4	3		34	63	418	15.07%	29	6.94%
Gilliam - See Mid-Columbia										n/a	n/a	n/a	n/a	n/a
Grant		3	1							4	29	13.79%	0	0.00%
Harney					1					1	1	100.00%	0	0.00%
Hood River - See Mid-Columbia										n/a	0	n/a	n/a	n/a
Jackson		4	22		17	6	1	5	20	75	720	10.42%	26	3.61%
Jefferson					1					1	83	1.20%	0	0.00%
Josephine		2	2		5	1	1		1	12	376	3.19%	5	1.33%
Klamath	1		6		7			1	1	16	362	4.42%	3	0.83%
Lake										0	27	0.00%	0	0.00%
Lane		7	28		15	11	1	3	2	67	1425	4.70%	18	1.26%
Lincoln			2							2	205	0.98%	1	0.49%
Linn		1	1			2				4	534	0.75%	1	0.19%
Malheur		8	1		6	1				16	133	12.03%	2	1.50%
Marion		50	34		49	8	7	7	19	174	1644	10.58%	51	3.10%
Mid-Columbia		1	5		6	2		2	1	17	222	7.66%	4	1.80%
Morrow										0	27	0.00%	0	0.00%
Multnomah	1	56	172		100	34	14	20	44	441	3440	12.82%	164	4.77%
Polk	3	4	9		14	2	1	2	4	39	344	11.34%	4	1.16%
Sherman - See Mid-Columbia										n/a	0	n/a	n/a	n/a
Tillamook		1			2				1	4	141	2.84%	2	1.42%
Umatilla		15	17		8	2	1	1	4	48	269	17.84%	29	10.78%
Union		4	2		3		2	3	1	15	130	11.54%	7	5.38%
Unlisted or N/A										n/a	19	n/a	n/a	n/a
Wallowa										0	30	0.00%	0	0.00%

County Investigated DD Allegations for 2004
Report Depicted Over Two Pages

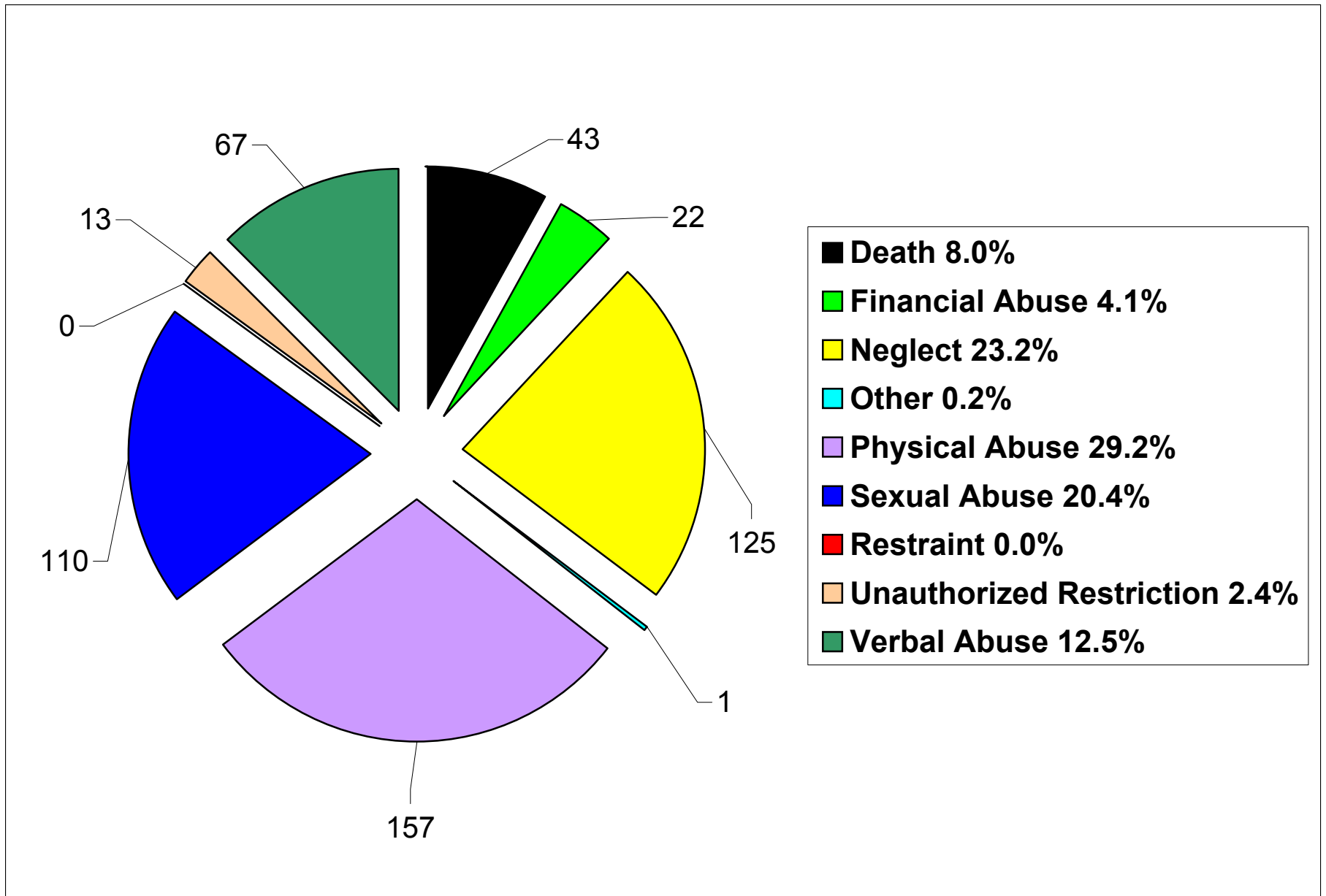
County Name	Death	Financial Abuse	Neglect	Other	Physical Abuse	Sexual Abuse	Restraint	Unauthorized Restriction	Verbal Abuse	Total	# Clients Served in 2004	% Allegations to Clients Served	Total Substantiated Allegations	% Substantiated Allegations to Clients Served
Warm Springs										0	49	n/a	0	0.00%
Wasco - See Mid-Columbia										n/a	0	n/a	n/a	n/a
Washington		34	70		17	20	10	28	3	182	1391	13.08%	84	6.04%
Wheeler										0	0	0.00%	0	0.00%
Yamhill		13	16		11	5		1	5	51	428	11.92%	14	3.27%
Totals	6	243	495	0	310	110	77	82	186	1509	15281	9.88%	537	3.51%
Percentages	0.4%	16.1%	32.8%	0.0%	20.5%	7.3%	5.1%	5.4%	12.3%					

Types of MH All Program Allegations in 2004

	Death	Financial Abuse	Neglect	Other	Physical Abuse	Sexual Abuse	Restraint	Unauthorized Restriction	Verbal Abuse	TOTAL
County MH	42	19	102	0	126	100	0	12	27	428
OSH	0	1	11	1	23	6	0	0	31	73
SDI (MH)	1	2	7	0	3	3	0	1	6	23
EOPC	0	0	1	0	1	1	0	0	3	6
SEP	0	0	4	0	4	0	0	0	0	8
TOTAL	43	22	125	1	157	110	0	13	67	538



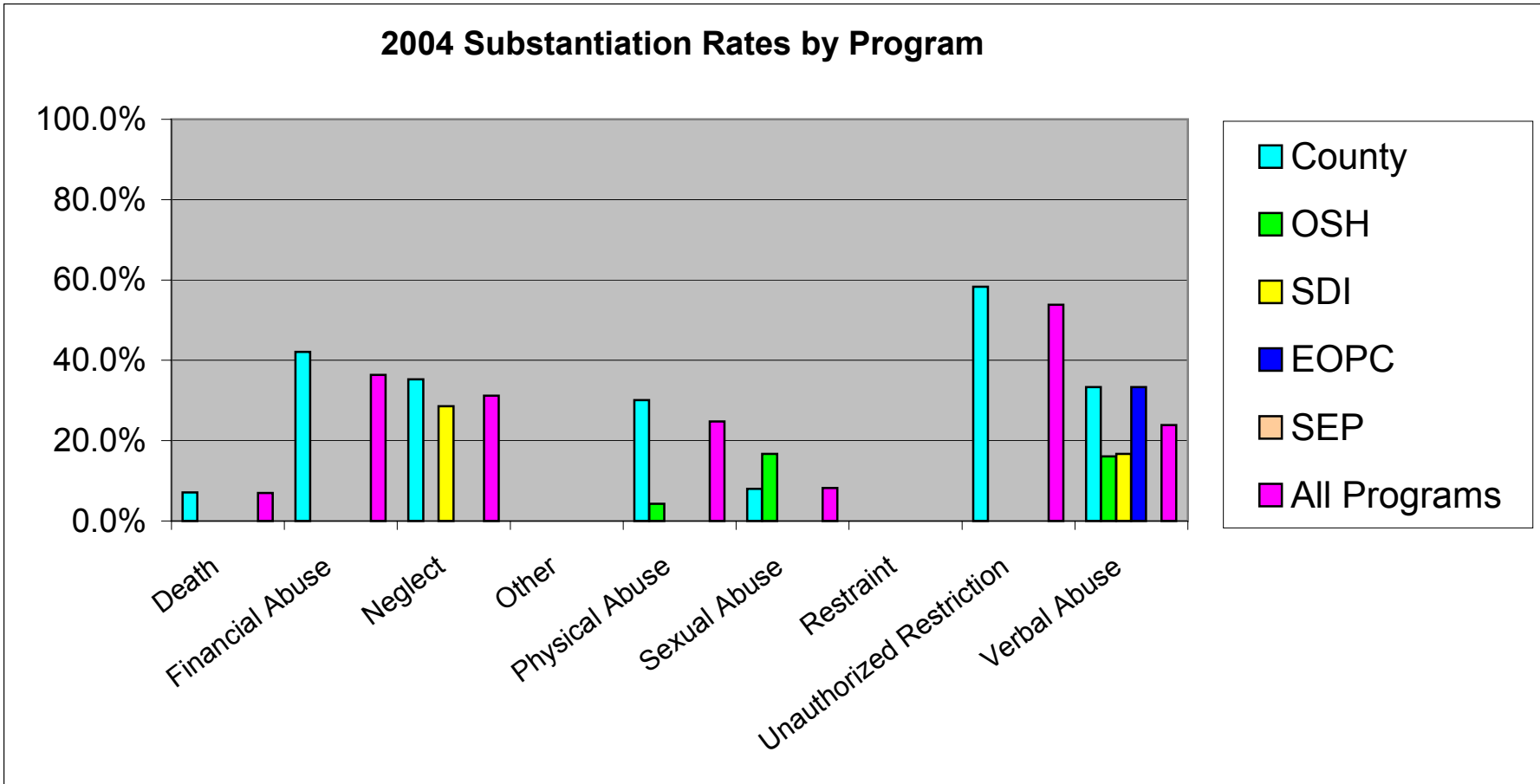
MH All Program Investigations in 2004
538 Total Allegations



MH All Program Substantiation Rates in 2004

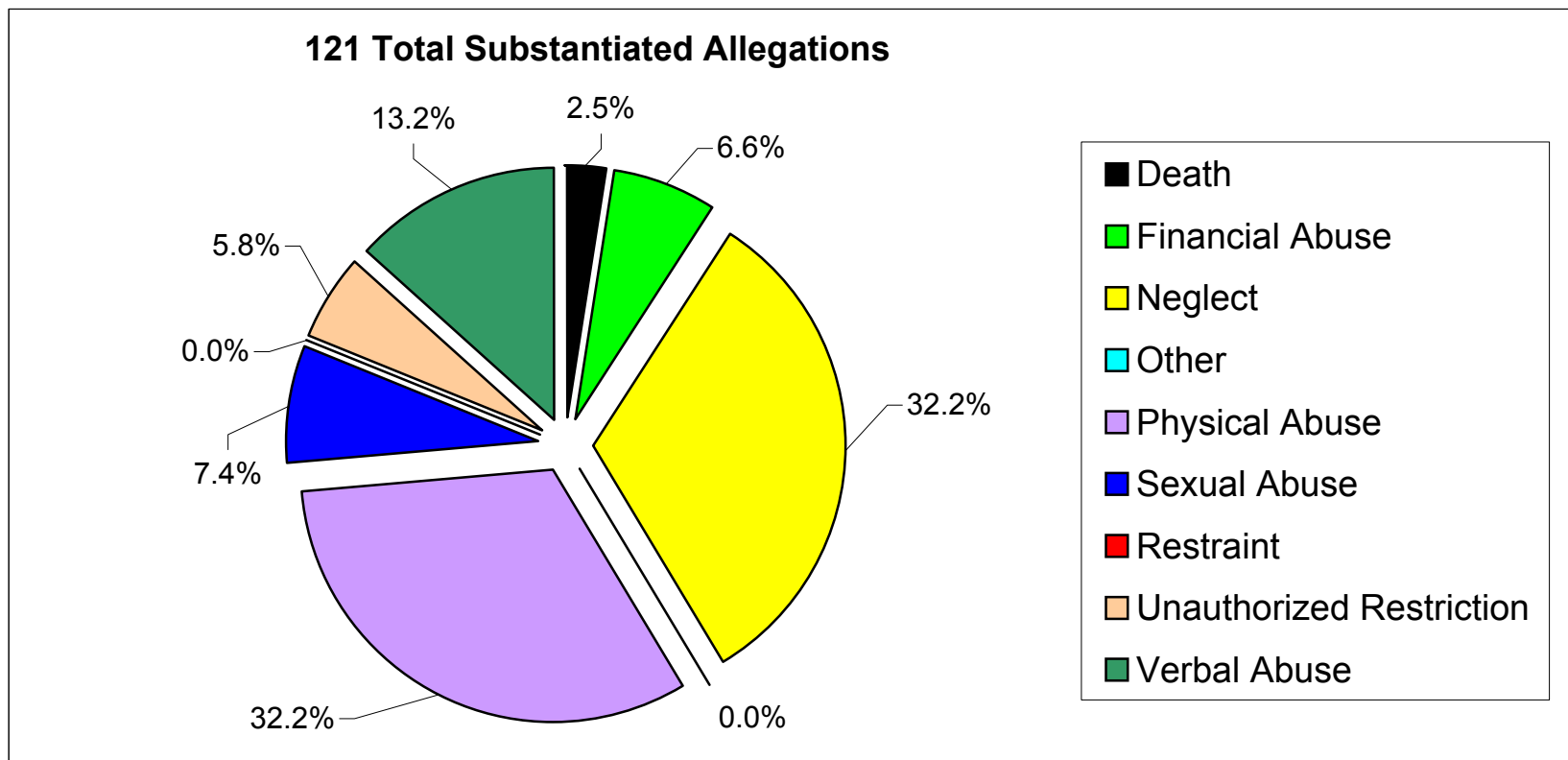
County	Death	Financial Abuse	Neglect	Other	Physical Abuse	Sexual Abuse	Restraint	Unauthorized Restriction	Verbal Abuse
County	7.1%	42.1%	35.3%	n/a	30.1%	8.0%	n/a	58.3%	33.3%
OSH	0.0%	0.0%	0.0%	0.0%	4.3%	16.7%	n/a	n/a	16.1%
SDI	0.0%	0.0%	28.6%	n/a	0.0%	0.0%	n/a	0.0%	16.7%
EOPC	n/a	n/a	0.0%	n/a	0.0%	0.0%	n/a	n/a	33.3%
SEP	n/a	n/a	0.0%	n/a	0.0%	n/a	n/a	n/a	n/a
All Programs	7.0%	36.4%	31.2%	0.0%	24.8%	8.2%	n/a	53.8%	23.9%

2004 Substantiation Rates by Program



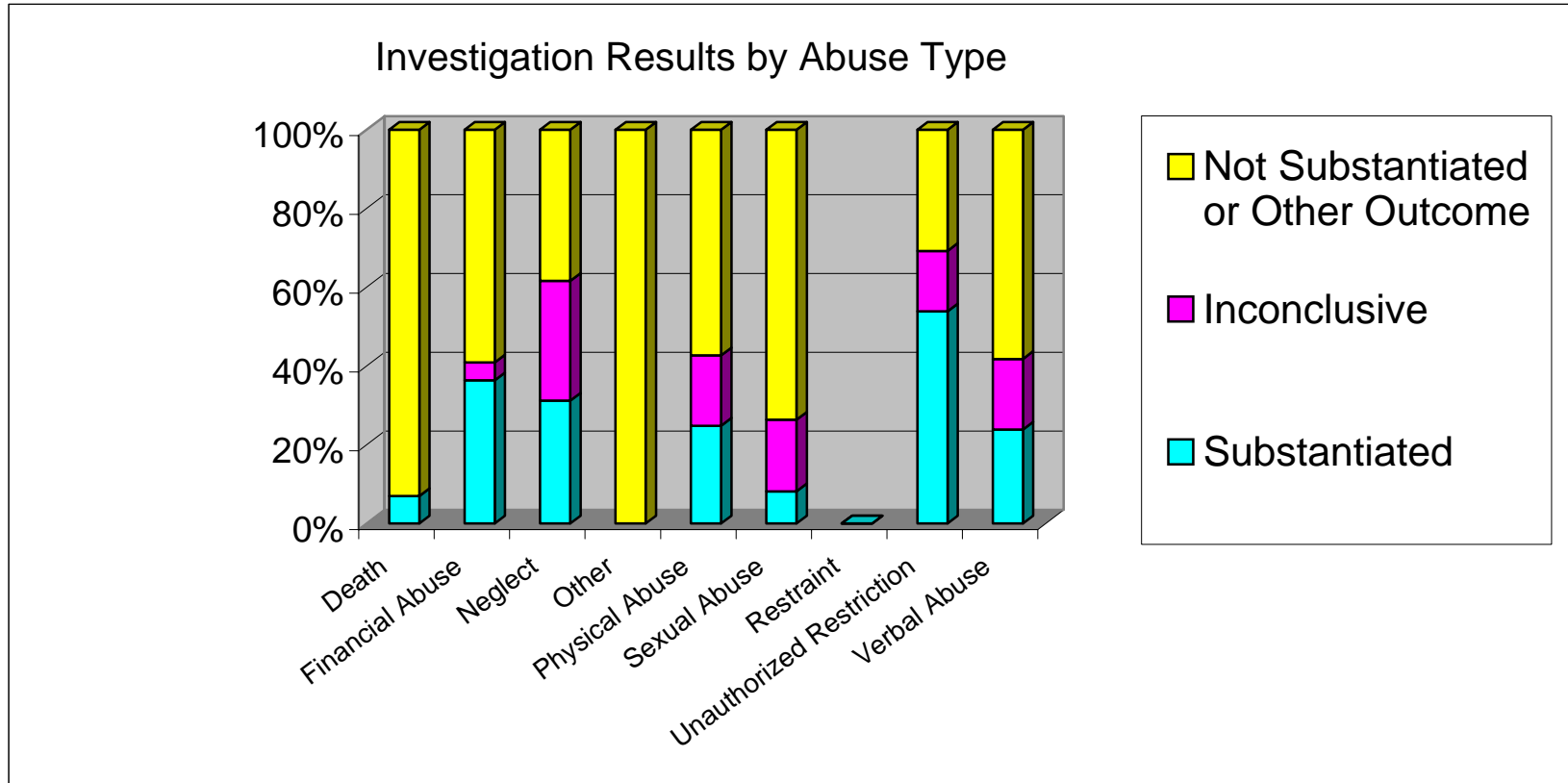
2004 Substantiation Rates MH All Program

	Allegations	Substantiated	Inconclusive	Not Substantiated or Other Outcome	Substantiation Rate
Death	43	3	0	40	7.0%
Financial Abuse	22	8	1	13	36.4%
Neglect	125	39	38	48	31.2%
Other	1	0	0	1	0.0%
Physical Abuse	157	39	28	90	24.8%
Sexual Abuse	110	9	20	81	8.2%
Restraint	N/A	N/A	N/A	N/A	N/A
Unauthorized Restriction	13	7	2	4	53.8%
Verbal Abuse	67	16	12	39	23.9%
Totals	538	121	101	316	22.5%



2004 Substantiation Rates MH All Program

	Allegations	Substantiated	Inconclusive	Not Substantiated or Other Outcome	Substantiation Rate
Death	43	3	0	40	7.0%
Financial Abuse	22	8	1	13	36.4%
Neglect	125	39	38	48	31.2%
Other	1	0	0	1	0.0%
Physical Abuse	157	39	28	90	24.8%
Sexual Abuse	110	9	20	81	8.2%
Restraint	N/A	N/A	N/A	N/A	N/A
Unauthorized Restriction	13	7	2	4	53.8%
Verbal Abuse	67	16	12	39	23.9%
Totals	538	121	101	316	22.5%



County Investigated MH Allegations for 2004

Report Depicted Over Two Pages

County Name	Critical Incident / Misc Info	Death	Financial Abuse	Neglect	Other	Physical Abuse	Sexual Abuse	Restraint	Unauthorized Restriction	Verbal Abuse	Total Allegations	# Clients Served CPMS	% Allegations to Clients Served	Total Substantiated Allegations	% Substantiated Allegations to Clients Served
Baker											0	565	0.0000%	0	0.000%
Benton	4										0	1374	0.0000%	0	0.000%
Clackamas	11	2	0	50		8	1			5	66	3637	1.8147%	26	0.715%
Clatsop	1	2				2	1			1	6	846	0.7092%	1	0.118%
Columbia		1					1				2	539	0.3711%	0	0.000%
Coos	1	1	3			2	1				7	1461	0.4791%	0	0.000%
Crook	3										0	589	0.0000%	0	0.000%
Curry											0	456	0.0000%	0	0.000%
Deschutes	19	3					1				4	2599	0.1539%	0	0.000%
Douglas	13	2	2	8		9	3		2	5	31	2757	1.1244%	7	0.254%
Gilliam - See Mid-Columbia											n/a	n/a	n/a	n/a	n/a
Grant	1										0	257	0.0000%	0	0.000%
Harney	1										0	174	0.0000%	0	0.000%
Hood River - See Mid-Columbia											n/a	n/a	n/a	n/a	n/a
Jackson	1	2		10		2	2		1	1	18	3526	0.5105%	4	0.113%
Jefferson	1										0	679	0.0000%	0	0.000%
Josephine	5	1		3		5	1			1	11	2393	0.4597%	2	0.084%
Klamath	5	4	1	1			3			1	10	1436	0.6964%	2	0.139%
Lake											0	131	0.0000%	0	0.000%
Lane	1										0	7707	0.0000%	0	0.000%
Lincoln	2	2				2	3				7	1542	0.4540%	3	0.195%
Linn	8	3		2		12	5				22	2705	0.8133%	1	0.037%
Malheur	1										0	686	0.0000%	0	0.000%
Marion	22	4	9	12		15	13		9	3	65	8406	0.7733%	30	0.357%
Mid-Columbia	6										0	1074	0.0000%	0	0.000%
Morrow	1	1									1	237	0.4219%	0	0.000%
Multnomah	58	7	1	13		56	58			10	145	23428	0.6189%	24	0.102%
Polk	5	2	1	2		1	1				7	1337	0.5236%	0	0.000%
Sherman - See Mid-Columbia											n/a	n/a	n/a	n/a	n/a
Tillamook											0	754	0.0000%	0	0.000%
Umatilla	11	1				4	1				6	1347	0.4454%	4	0.297%
Union						1					1	560	0.1786%	0	0.000%
Unlisted or N/A	1										0	775	0.0000%	0	0.000%

County Investigated MH Allegations for 2004

Report Depicted Over Two Pages

County Name	Critical Incident / Misc Info	Death	Financial Abuse	Neglect	Other	Physical Abuse	Sexual Abuse	Restraint	Unauthorized Restriction	Verbal Abuse	Total Allegations	# Clients Served CPMS	% Allegations to Clients Served	Total Substantiated Allegations	% Substantiated Allegations to Clients Served
Wallowa	2	1									1	185	0.5405%	n/a	n/a
Warm Springs											0	156	0.0000%	n/a	n/a
Wasco - See Mid-Columbia											n/a	n/a	n/a	n/a	n/a
Washington	12	2		1		2	1				6	6497	0.0924%	1	0.015%
Wheeler											0	0	0.0000%	0	0.000%
Yamhill	4	1	2			5	4				12	1865	0.6434%	0	0.000%
Totals	200	42	19	102	0	126	100	0	12	27	428	82680	0.5177%	105	0.127%
Percentages		9.8%	4.4%	23.8%	0.0%	29.4%	23.4%	0.0%	2.8%	6.3%					