



STATEWIDE IT ASSET INVENTORY AND MANAGEMENT

*2008 IT Asset Inventory Report
Final V 1.11*

2008 IT Asset Inventory Report V1.11

Page left intentionally blank

Table of Contents

Table of Contents.....	3
Document Control	3
INTRODUCTION.....	4
BACKGROUND and APPROACH	4
Figure 1 – Type/ Subtype Relationship.....	5
SUMMARY of FINDINGS.....	6
Software License Compliance.....	6
Hardware Assets	6
Table 1 – Device Summary – Level 1 (Updated January 13, 2009).....	6
Statewide PC Asset Analysis	7
Figure 2 – Asset Type: PC – All Subtypes by Manufacturer – Level 4 (Updated Jan 13, 2009)	7
Table 2 – Asset Type: PC – All Subtypes by Manufacturer – Level 4	7
Figure 3 – Asset Type: PC – Desktop – Level 4 (Updated Jan 13, 2009).....	8
Table 3 – Asset Type: PC – Desktop – Level 4.....	8
Figure 4 – Asset Type: PC – Laptop – Level 4 (Updated Jan 7, 2009)	9
Table 4 – Asset Type: PC – Laptop – Level 4.....	9
SUMMARY by AGENCY	10
Table 5 – Asset Summary By Type, By Agency – Level 2 (Updated January 13, 2009)	10
Table 6 – ITAM Coordinators and ITAM Reporting Status	24
Table 7 – Exception Request Summary	28
Figure 5 – ITAM Database Normalization.....	29
ITAM Resources	29

Document Control

Date	Version	Change	Author
11/21/08	.1	Original Draft	Harpster, Philip C.
11/24/08	.11	Updated Tables, various narrative	Harpster, Philip C.
11/25/08	.12	Updated Tables, various narrative	Harpster, Philip C.
11/26/08	.13	Added document control	Harpster, Philip C.
11/26/08	.14	Reformatted template, updated narrative, updated tables, added ITAM resource page	Harpster, Philip C.
11/27/08	1.0	Review and Comment	McSpaden, Sean
12/16/08	1.01	Modified Reporting Level Information	Harpster, Philip C.
01/05/09	1.02	Updated various narratives, reporting levels; added hyperlinks to the report descriptions.	Harpster, Philip C.
01/09/09	1.03	Updated all data elements, tables, summary counts. Added Exception Summary. ITAM Coordinator table sorted by name	Harpster, Philip C.
01/12/09	1.04	Updated ITAM table	Harpster, Philip C.
01/12/09	1.1	Review and Comment	McSpaden, Sean
01/13/09	1.11	Minor updates to PC/ Printer count; defined “PC” graph	Harpster, Philip C.

2008 IT Asset Inventory Report V1.11

INTRODUCTION

The Statewide Information Technology Asset Inventory & Management (ITAM) Policy ([#107-044-010](#)) became effective on September 8, 2008. The policy requires agencies to establish IT Asset Management programs and procedures to track the acquisition, deployment, management, and disposition of all IT assets under their control. Further, the policy requires agencies to collect and report information about their IT assets to the Department of Administrative Services (DAS) Enterprise Information Strategy and Policy Division (EISPD) according to a published submission schedule. The policy and subsequent collection and reporting of IT asset information helps agencies and DAS fulfill their shared obligations under ORS 184.473 – 184.477 – IT Portfolio Management.

This 2008 Statewide IT Asset Inventory Report provides a summary of the more detailed agency IT asset inventory submitted to DAS EISPD during September, October, and November 2008. This report will be refreshed on an annual basis. A draft of this report was distributed for review to agency ITAM coordinators on December 1, 2008. Several content areas were updated based on feedback and comments received during the month of December 2008.

BACKGROUND and APPROACH

The [Statewide ITAM Policy - Mandatory Attributes Table](#) identified a specific list of asset types and attributes that agencies were required to track and report to DAS EISPD. The mandatory asset types to be reported on were: Personal Computer, Printer/Plotter, Network Devices (Routers, switches, etc), Mainframe, Controllers, Storage Devices, and Servers. The mandatory attributes to be reported about those asset types were: Agency ID, Asset Tag #, Serial Number, Type, SubType, Manufacturer, Model, and Purchase Date. A series of optional asset attributes were also identified to be reported on a voluntary basis. A detailed document describing these attributes can be found at: http://www.oregon.gov/DAS/EISPD/ITIP/docs/ITAM_Inventory_Definition_Document.pdf

Several agencies submitted information to DAS EISPD on assets beyond the required list of mandatory asset types such as: phones, PDAs, peripheral devices, monitors and other devices. That information is also summarized in this report.

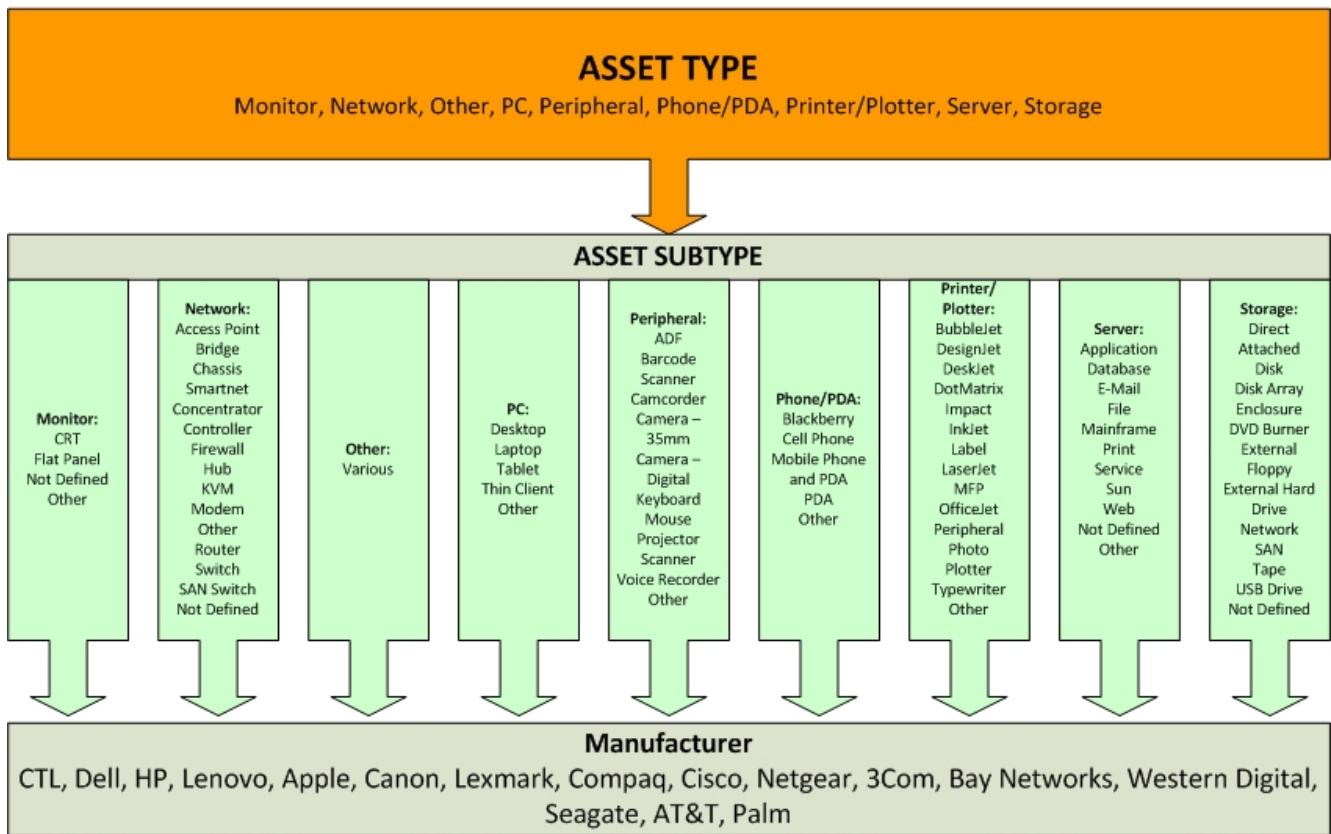
The asset information received was categorized into nine “parent” asset types: PC, Server, Network, Printer/Plotter, Monitor, Storage, Peripheral, Phone/PDA, and Other.

Each of the nine parent categories were further distilled into subtypes. PC assets were assigned the following subtypes: Desktop, Laptop, Tablet, Thin Client, and Other. The type/ subtype relationship for all parent asset types is described in Figure 1 below.

A number of agencies submitted information about assets that are not considered ‘active’ (i.e. assets that were surplus, disposed, or otherwise not in service). To improve the relevance and accuracy of this 2008 IT Asset Inventory Report those “in-active” records were omitted.

Figure 1 – Type/ Subtype Relationship

ITAM Type/ SubType Relationship



DAS EISPD imported the information submitted by state agencies into a database and due to a wide variation in field entry - normalized the data to ensure integrity and consistency in the summary reporting that follows. Many reported asset “Types” were summarized into a larger “Other” category. Similarly, many asset “SubTypes” were summarized into common categories. A summary of this normalization process can be found as an appendix to this report.

Note: In general, if EISPD was able to determine the type or subtype based on data in any other field (such as description) the asset record was modified to reflect the normalized data. In some cases, there was no “Type” reported; other data showed a “Type” in a “SubType” field; in either case, the data was modified to reflect an appropriate Type/SubType relationship.

2008 IT Asset Inventory Report V1.11

SUMMARY of FINDINGS

Software License Compliance

DAS EISPD received IT Asset Inventory Reports from 57 agencies. Only 26 agency reports included an affirmative statement regarding the agency's compliance with all software license requirements. DAS EISPD will work with agency ITAM coordinators to improve agency reporting in this area for the 2009 inventory reporting cycle.

Hardware Assets

The assets reports contained herein should be considered at multiple levels.

Level 1: Summarizes the statewide asset information to a very high level; no subtype information
[\(Contained in this report\)](#)

Level 2: Displays summary asset type information by Agency
[\(Contained in this report\)](#)

Level 3: Displays both the statewide asset type and subtype information; no manufacturer information (The full level 3 report is available upon request)

Level 4: Displays statewide asset type, subtype, manufacturer information
[\(Contained in this report for the PC Type\)](#). The full level 4 report is available upon request)

Level 5: Displays asset type, subtype, manufacturer, and model by Agency
(The full level 5 report is a report of considerable size. It is available upon request)

This figure shows all the reported State IT assets in aggregate.

Table 1 – Device Summary – Level 1 (Updated January 13, 2009)

<u>Asset Type</u>	<u>Total Assets</u>
<u>Monitor</u>	<u>4994</u>
<u>Network</u>	<u>7203¹</u>
<u>Other</u>	<u>1453</u>
<u>PC</u>	<u>40447²</u>
<u>Peripheral</u>	<u>1152</u>
<u>Phone/PDA</u>	<u>374</u>
<u>Printer/Plotter</u>	<u>8171</u>
<u>Server</u>	<u>3962³</u>
<u>Storage</u>	<u>850</u>

1: This Total Assets value for each Asset Type was adjusted to compensate for duplicate records (based on non-unique serial number).

2: This number represents all reported PC assets - PC/Desktop, PC/Laptop and other asset subtypes including: PC/tablet, PC/thin client, PC/other and PC asset information submitted with no discernable subtype. That is why the number presented above is greater than the sum of PC/ Desktop and PC/Laptop presented in the following charts.

3: This number includes the one (1) active Mainframe system.

2008 IT Asset Inventory Report V1.11

Statewide PC Asset Analysis

Figure 2 – Asset Type: PC – All Subtypes by Manufacturer – Level 4 (Updated Jan 13, 2009)

Note: Figure 2 includes all PC inventory including Desktop, Laptop, and Thin Client systems.

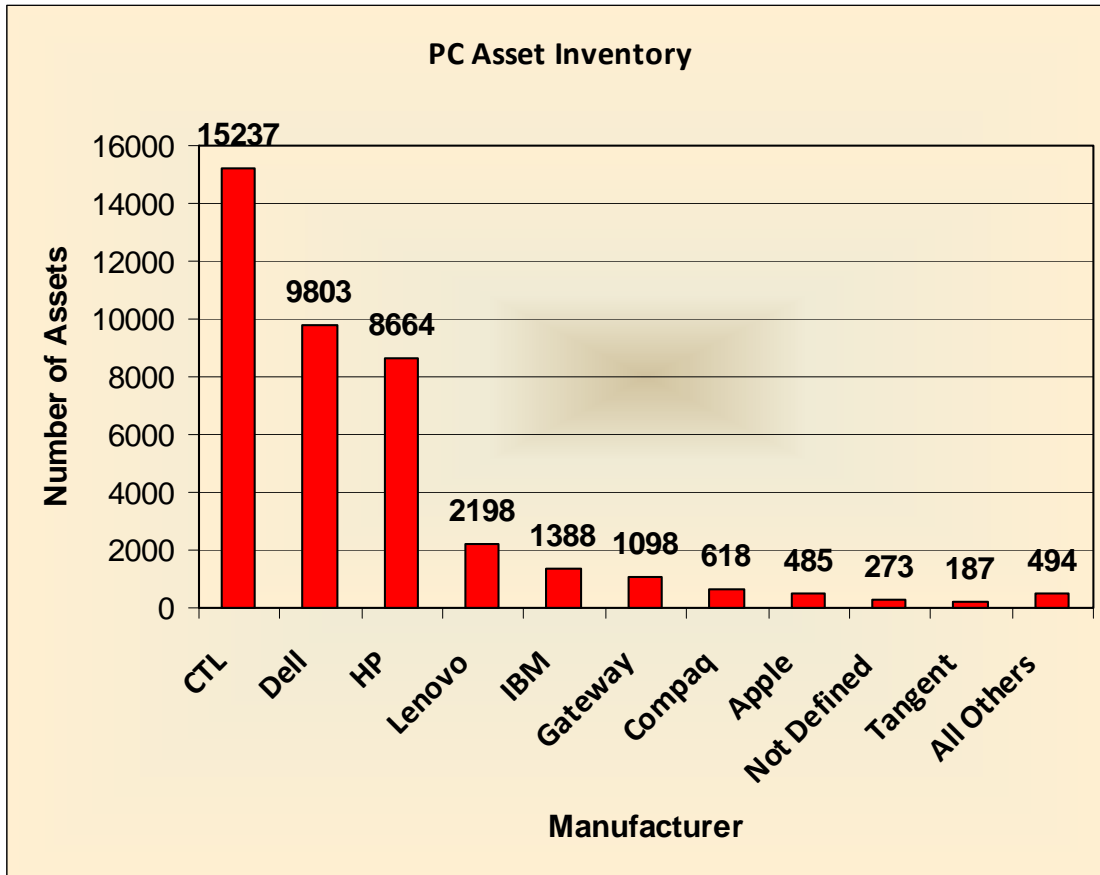


Table 2 – Asset Type: PC – All Subtypes by Manufacturer – Level 4

Manufacturer	Number of Assets	% of Total
CTL	15237	37.7%
Dell	9803	24.2%
HP	8664	21.4%
Lenovo	2198	5.4%
IBM	1388	3.4%
Gateway	1098	2.7%
Compaq	618	1.5%
Apple	485	1.2%
Not Defined ¹	273	0.7%
Tangent	187	0.5%
All Others	496	1.2%
Total	40447	100.0%

1: "Not Defined" means the Manufacturer field within submitted inventory reports was left blank and/ or the manufacturer could not be determined by another field.

2008 IT Asset Inventory Report V1.11

Figure 3 – Asset Type: PC – Desktop – Level 4 (Updated Jan 13, 2009)

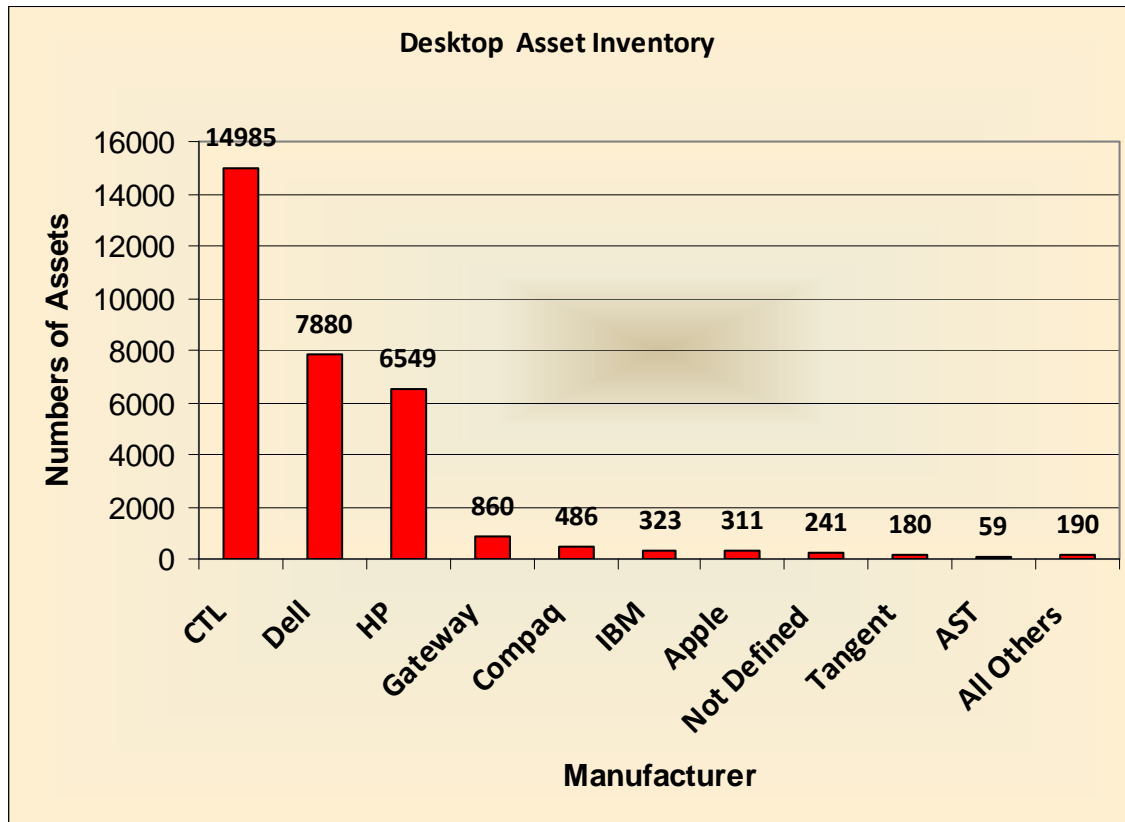


Table 3 – Asset Type: PC – Desktop – Level 4

Manufacturer	Number of Assets	% of Total
CTL	14985	46.7%
Dell	7880	24.6%
HP	6549	20.4%
Gateway	860	2.7%
Compaq	486	1.5%
IBM	323	1.0%
Apple	311	1.0%
Not Defined ¹	241	0.8%
Tangent	180	0.6%
AST	59	0.2%
All Others	190	0.6%
Total	32062	100.0%

1: “Not Defined” means the Manufacturer field within submitted reports was left blank and/ or the manufacturer could not be determined by another field.

2008 IT Asset Inventory Report V1.11

Figure 4 – Asset Type: PC – Laptop – Level 4 (Updated Jan 7, 2009)

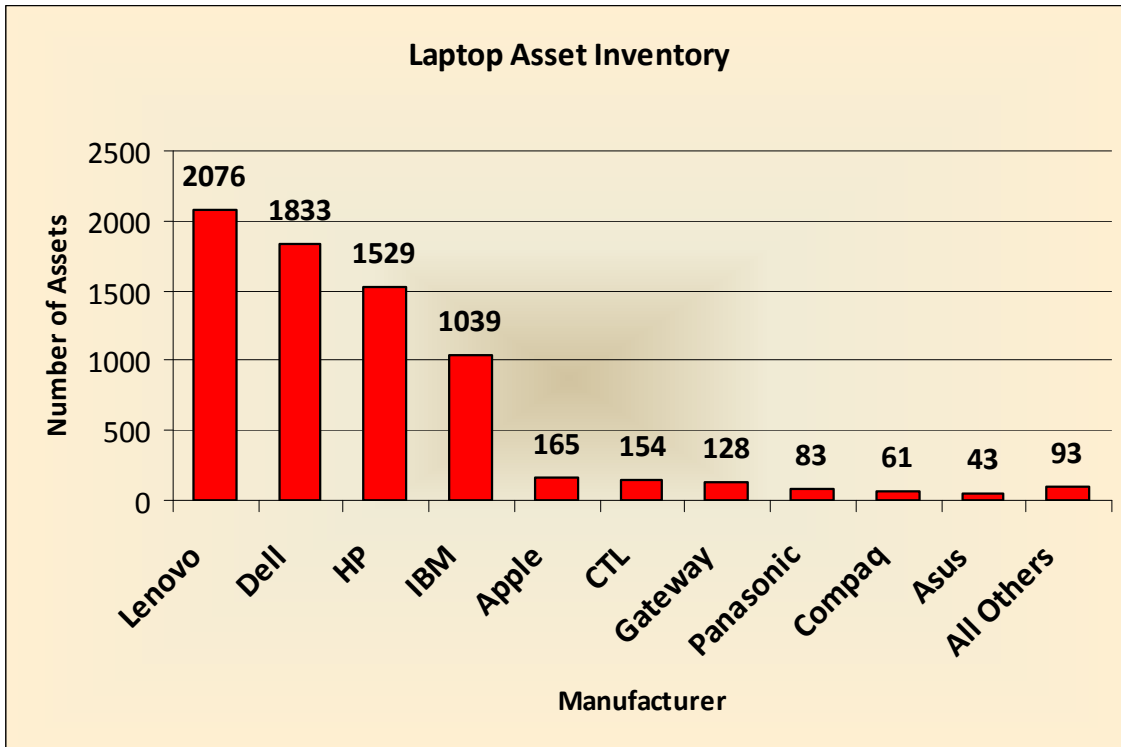


Table 4 – Asset Type: PC – Laptop – Level 4

Manufacturer	Number of Assets	% of Total
Lenovo	2076	28.8%
Dell	1833	25.4%
HP	1529	21.2%
IBM	1039	14.4%
Apple	165	2.3%
CTL	154	2.1%
Gateway	128	1.8%
Panasonic	83	1.2%
Compaq	61	0.8%
Asus	43	0.6%
All Others	93	1.3%
Total	7204	100.0%

2008 IT Asset Inventory Report V1.11

SUMMARY by AGENCY

Table 5 – Asset Summary By Type, By Agency – Level 2 (Updated January 13, 2009)

The following asset type and asset count information is provided by Agency in alphabetical.

<u>Agency Name</u>	<u>Administrative Services, Dept. of</u>
<u>Asset Type</u>	<u>Asset Count</u>
Network	4412
Other	190
PC	1132
Peripheral	2
Phone/PDA	156
Printer/Plotter	219
Server	2460*
Storage	148

*This number includes the one (1) active Mainframe system.

<u>Agency Name</u>	<u>Agriculture, Dept. of</u>
<u>Asset Type</u>	<u>Asset Count</u>
Monitor	165
Network	132
Other	71
PC	423
Peripheral	190
Phone/PDA	29
Printer/Plotter	72
Server	64
Storage	168

<u>Agency Name</u>	<u>Aviation, Dept. of</u>
<u>Asset Type</u>	<u>Asset Count</u>
PC	26
Printer/Plotter	6

2008 IT Asset Inventory Report V1.11

Agency Name Blind Commission

<u>Asset Type</u>	<u>Asset Count</u>
Network	16
Other	1
PC	85
Printer/Plotter	10
Server	12

Agency Name Clinical Social Workers, Board of

<u>Asset Type</u>	<u>Asset Count</u>
Other	1
PC	6
Peripheral	6
Printer/Plotter	3
Server	1

Agency Name Columbia River Gorge Commission

<u>Asset Type</u>	<u>Asset Count</u>
Monitor	16
Other	9
PC	17
Peripheral	7
Phone/PDA	3
Printer/Plotter	6
Server	1
Storage	4

Agency Name Community Colleges & Workforce Development

<u>Asset Type</u>	<u>Asset Count</u>
Monitor	6
Network	18
Other	5
PC	86
Peripheral	3
Printer/Plotter	12
Server	13
Storage	13

2008 IT Asset Inventory Report V1.11

Agency Name **Construction Contractors Board**

<u>Asset Type</u>	<u>Asset Count</u>
Monitor	83
Network	9
Other	13
PC	109
Peripheral	6
Phone/PDA	3
Printer/Plotter	73
Server	16
Storage	4

Agency Name **Consumer and Business Services, Dept. of**

<u>Asset Type</u>	<u>Asset Count</u>
Network	19
PC	1679
Printer/Plotter	316
Server	36
Storage	23

Agency Name **Corrections, Dept. of**

<u>Asset Type</u>	<u>Asset Count</u>
PC	2429
Printer/Plotter	64

Agency Name **Dentistry, Board of**

<u>Asset Type</u>	<u>Asset Count</u>
Monitor	11
Network	1
Other	7
PC	22
Peripheral	19
Phone/PDA	1
Printer/Plotter	5
Server	1
Storage	2

2008 IT Asset Inventory Report V1.11

Agency Name Dietitians, Board of Examiners of Licensed

<u>Asset Type</u>	<u>Asset Count</u>
Monitor	1
PC	1
Peripheral	1
Printer/Plotter	1
Storage	1

Agency Name Economic & Community Development, Dept. of

<u>Asset Type</u>	<u>Asset Count</u>
Network	6
PC	165
Printer/Plotter	28
Server	9
Storage	2

Agency Name Education, Dept. of

<u>Asset Type</u>	<u>Asset Count</u>
Network	19
Other	15
PC	626
Printer/Plotter	52
Server	41
Storage	4

Agency Name Employment Department

<u>Asset Type</u>	<u>Asset Count</u>
Monitor	2815
Other	1
PC	3094
Peripheral	17
Phone/PDA	4
Printer/Plotter	670
Server	10

2008 IT Asset Inventory Report V1.11

Agency Name Employment Relations Board

<u>Asset Type</u>	<u>Asset Count</u>
Monitor	16
Network	2
Other	8
PC	19
Peripheral	1
Printer/Plotter	8
Server	1
Storage	1

Agency Name Energy, Dept. of

<u>Asset Type</u>	<u>Asset Count</u>
Monitor	106
Network	10
Other	21
PC	134
Peripheral	7
Phone/PDA	34
Printer/Plotter	34
Server	11
Storage	9

Agency Name Environmental Quality, Dept. of

<u>Asset Type</u>	<u>Asset Count</u>
Monitor	760
Network	219
Other	63
PC	1376
Peripheral	31
Printer/Plotter	274
Server	98
Storage	222

2008 IT Asset Inventory Report V1.11

Agency Name Fish & Wildlife, Dept. of

<u>Asset Type</u>	<u>Asset Count</u>
Network	34
PC	1162
Printer/Plotter	172
Server	49
Storage	2

Agency Name Forestry, Dept. of

<u>Asset Type</u>	<u>Asset Count</u>
Other	1
PC	609
PHONE/PDA	42
Printer/Plotter	205
Server	10

Agency Name Forest Resources Institute, Oregon

<u>Asset Type</u>	<u>Asset Count</u>
Monitor	18
PC	31
Peripheral	2
Printer/Plotter	6

Agency Name Geology & Mineral Industries, Dept. of

<u>Asset Type</u>	<u>Asset Count</u>
Network	2
Other	4
PC	73
Printer/Plotter	3
Server	14

Agency Name Government Ethics Commission

<u>Asset Type</u>	<u>Asset Count</u>
PC	7
Printer/Plotter	1

2008 IT Asset Inventory Report V1.11

Agency Name Governor, Office of the

<u>Asset Type</u>	<u>Asset Count</u>
PC	70
Printer/Plotter	14

Agency Name Housing & Community Services Dept.

<u>Asset Type</u>	<u>Asset Count</u>
Monitor	192
Network	6
Other	53
PC	199
Peripheral	25
Phone/PDA	79
Printer/Plotter	45
Storage	6

Agency Name Human Services, Dept. of

<u>Asset Type</u>	<u>Asset Count</u>
PC	11261
Printer/Plotter	1825
Server	60

Agency Name Health Licensing Agency, Oregon

<u>Asset Type</u>	<u>Asset Count</u>
PC	45
Printer/Plotter	24

Agency Name Justice, Dept. of

<u>Asset Type</u>	<u>Asset Count</u>
Network	150
Other	16
PC	1664
Printer/Plotter	169
Server	91

2008 IT Asset Inventory Report V1.11

Agency Name Labor & Industries, Bureau of

<u>Asset Type</u>	<u>Asset Count</u>
Monitor	133
Network	12
Other	13
PC	174
Phone/PDA	1
Printer/Plotter	31
Server	9
Storage	8

Agency Name Land Use Board of Appeals

<u>Asset Type</u>	<u>Asset Count</u>
Monitor	7
PC	7
Peripheral	1
Printer/Plotter	2

Agency Name Lands, Dept. of State

<u>Asset Type</u>	<u>Asset Count</u>
Network	26
PC	119
Peripheral	4
Printer/Plotter	26
Server	15
Storage	18

Agency Name Library, Oregon State

<u>Asset Type</u>	<u>Asset Count</u>
Network	12
Other	5
PC	72
Printer/Plotter	8
Server	13

2008 IT Asset Inventory Report V1.11

Agency Name Liquor Control Commission, Oregon

<u>Asset Type</u>	<u>Asset Count</u>
Monitor	396
Network	96
Other	7
PC	313
Peripheral	406
Printer/Plotter	104
Server	41
Storage	10

Agency Name Medical Board, Oregon

<u>Asset Type</u>	<u>Asset Count</u>
Monitor	12
Network	7
Other	32
PC	84
Peripheral	11
Phone/PDA	1
Printer/Plotter	16
Server	16
Storage	2

Agency Name Military Department, Oregon

<u>Asset Type</u>	<u>Asset Count</u>
Network	45
PC	452
Server	47
Storage	4

Agency Name Mortuary and Cemetery Board, Oregon

<u>Asset Type</u>	<u>Asset Count</u>
Network	2
PC	6
Printer/Plotter	4
Server	1

2008 IT Asset Inventory Report V1.11

Agency Name Occupational Therapy Licensing Board, Oregon

<u>Asset Type</u>	<u>Asset Count</u>
Other	1
PC	2
Printer/Plotter	1

Agency Name Parks & Recreation Department

<u>Asset Type</u>	<u>Asset Count</u>
Network	187
Other	32
PC	764
Peripheral	15
Printer/Plotter	274
Server	28
Storage	2

Agency Name Pharmacy, Board of

<u>Asset Type</u>	<u>Asset Count</u>
Network	5
PC	31
Printer/Plotter	6
Server	3

Agency Name Physical Therapists Licensing Board

<u>Asset Type</u>	<u>Asset Count</u>
PC	4
Printer/Plotter	4
Server	1

Agency Name Police, Dept. of State

<u>Asset Type</u>	<u>Asset Count</u>
Monitor	19
Network	2
Other	37
PC	1235
Peripheral	24
Printer/Plotter	462
Server	33
Storage	4

2008 IT Asset Inventory Report V1.11

Agency Name Psychologist Examiners, State Board of

<u>Asset Type</u>	<u>Asset Count</u>
Network	1
PC	6
Printer/Plotter	5

Agency Name Public Employees Retirement System

<u>Asset Type</u>	<u>Asset Count</u>
Network	27
Other	11
PC	635
Printer/Plotter	56
Server	110
Storage	23

Agency Name Public Safety Standards & Training, Dept. of

<u>Asset Type</u>	<u>Asset Count</u>
Network	41
Other	4
PC	277
Peripheral	6
Printer/Plotter	53
Server	18
Storage	7

Agency Name Public Utility Commission

<u>Asset Type</u>	<u>Asset Count</u>
Network	49
Other	77
PC	204
Peripheral	23
Phone/PDA	19
Printer/Plotter	52
Server	52
Storage	93

2008 IT Asset Inventory Report V1.11

Agency Name **Racing Commission, Oregon**

<u>Asset Type</u>	<u>Asset Count</u>
Network	8
Other	7
PC	18
Printer/Plotter	4
Server	2

Agency Name **Radiologic Technology, Board of**

<u>Asset Type</u>	<u>Asset Count</u>
Network	2
PC	3
Printer/Plotter	4

Agency Name **Real Estate Agency**

<u>Asset Type</u>	<u>Asset Count</u>
Monitor	63
Network	12
Other	17
PC	67
Peripheral	1
Phone/PDA	1
Printer/Plotter	19
Server	14
Storage	7

Agency Name **Revenue, Dept. of**

<u>Asset Type</u>	<u>Asset Count</u>
Other	2
PC	1451
Peripheral	38
Printer/Plotter	259
Server	6

2008 IT Asset Inventory Report V1.11

Agency Name Secretary of State

<u>Asset Type</u>	<u>Asset Count</u>
Monitor	146
Network	33
Other	29
PC	257
Server	100
Storage	5

Agency Name Speech-Language, Board of Examiners for

<u>Asset Type</u>	<u>Asset Count</u>
PC	2
Printer/Plotter	2

Agency Name Tax Practitioners, State Board of

<u>Asset Type</u>	<u>Asset Count</u>
PC	6

Agency Name Transportation, Dept. of

<u>Asset Type</u>	<u>Asset Count</u>
Network	1183
Other	218
PC	6310
Peripheral	137
Printer/Plotter	2123
Server	387
Storage	45

Agency Name Veterans' Affairs, Dept. of

<u>Asset Type</u>	<u>Asset Count</u>
PC	196
Printer/Plotter	63
Server	2

2008 IT Asset Inventory Report V1.11

Agency Name **Water Resources Department**

<u>Asset Type</u>	<u>Asset Count</u>
Monitor	29
Other	478
PC	268
Peripheral	4
Phone/PDA	1
Printer/Plotter	46
Server	24
Storage	12

Agency Name **Watershed Enhancement Board, Oregon**

<u>Asset Type</u>	<u>Asset Count</u>
Network	1
Other	4
PC	43
Peripheral	2
Printer/Plotter	10
Server	1
Storage	1

Agency Name **Youth Authority, Oregon**

<u>Asset Type</u>	<u>Asset Count</u>
Network	397
PC	891
Peripheral	163
Printer/Plotter	220
Server	41

2008 IT Asset Inventory Report V1.11

APPENDIX

Table 6 – ITAM Coordinators and ITAM Reporting Status

EISPD requested a representative from each Agency to act as a correspondent for ITAM activities. The following table shows the point of contact for each of the reporting agencies as well as their status with regard to ITAM and software compliance reporting.

Agency Name	Agency ID	ITAM Coordinator Name	ITAM Report	Software Compliance Statement	Exception Request
Administrative Services, Dept. of	10700	James King	Received		Received
Advocacy Commissions Office, Oregon	13100	Darlene Hulzebosch			
Agriculture, Dept. of	60300	Kevin Slater	Received	Received	
Aviation, Dept. of	10900	James King	Received		
Blind Commission	58500	James Wood	Received		
Clinical Social Workers, Board of	12400	Martin Pittioni	Received		
Columbia River Gorge Commission	35000	Nancy Andring	Received	Received	
Community Colleges & Workforce Development, Dept. of	58600	Al Pierce	Received		
Construction Contractors Board	91500	Shelly Wiles	Received		
Consumer and Business Services, Dept. of	44000	Royann Janus	Received		
Corrections, Dept. of	29100	Roy Bruce	Received		Received
Dentistry, Oregon Board of	834000	Patrick D. Braatz	Received		
Dietitians, Oregon Board of Examiners of Licensed	833414	Doug Van Fleet	Received		

2008 IT Asset Inventory Report V1.11

Agency Name	Agency ID	ITAM Coordinator Name	ITAM Report	Software Compliance Statement	Exception Request
Economic & Community Development Dept. of	12300	Clifford Priddy	Received		
Education, Dept. of	58100	Patty Fields-Cooper	Received	Received	Received
Employment Department	47100	Eric Erkenbeck	Received	Received	
Employment Relations Board	11500	Leann Wilcox	Received	Received	
Energy, Dept. of	33000	Mike Auman	Received	Received	
Environmental Quality, Dept. of	34000	Dale Chipman	Received		
Fish & Wildlife, Dept. of	63500	David Mohney	Received	Received	
Forestry, Dept. of	62900	Sandy Jefferson	Received		Received
Forest Resources Institute, Oregon	62800	Kathy Storm	Received		
Geology & Mineral Industries, Dept. of	63200	Rudie Watzig	Received	Received	Received
Government Ethics Commission, Oregon	19900	Virginia Lutz	Received	Received	
Governor, Office of the	12100	James King	Received		
Health Licensing Agency, Oregon	83100	James King	Received	Received	
Housing & Community Services Dept.	91400	Robin Buchholz	Received		
Human Services, Dept. of	10000	Gerry Woock	Received		Received
Justice, Dept. of	13700	Roelin Smith	Received	Received	Received
Labor & Industries, Bureau of	83900	Gary Lehto	Received	Received	Received
Land Use Board of Appeals	66200	Vikie Bailey-Goggins	Received	Received	

2008 IT Asset Inventory Report V1.11

Agency Name	Agency ID	ITAM Coordinator Name	ITAM Report	Software Compliance Statement	Exception Request
Lands, Dept. of State	14100	Eric Anderson	Received		
Library, Oregon State	54300	Shawn Range	Received		
Liquor Control Commission, Oregon	84500	Marc Otterbein	Received		Received
Medical Board, Oregon	84700	Mike Blasberg	Received	Received	
Military Department, Oregon	24800	Pete Senser	Received		Received
Mortuary and Cemetery Board, Oregon	833417	Michelle Gaines	Received	Received	
Nursing, Board of	85100	Judith McEntee			
Occupational Therapy Licensing Board, Oregon	833420	Felicia Holgate	Received		
Parks & Recreation Department	63400	Trygve (Trygg) Larson	Received		
Pharmacy, Board of	85500	Chrisy Hennigan	Received	Received	
Physical Therapists Licensing Board	96900	James D. Heider	Received	Received	
Police, Dept of State	25700	Monte Hogan	Received		
Psychologist Examiners, State Board of	12200	Debra Orman McHugh	Received		
Public Employees Retirement System	45900	Curt Corder	Received		
Public Safety Standards & Training, Dept. of	25900	Don Altermatt	Received	Received	
Public Utility Commission	86000	Vikie Bailey-Goggins	Received	Received	

2008 IT Asset Inventory Report V1.11

Agency Name	Agency ID	ITAM Coordinator Name	ITAM Report	Software Compliance Statement	Exception Request
Racing Commission, Oregon	86200	Ginger Simmons	Received	Received	
Radiologic Technology, Oregon Board of	833426	Linda Russell	Received	Received	
Real Estate Agency	91900	Greg DeMaderios	Received		
Revenue, Dept. of	15000	Dawn Vlahandreas	Received		
Secretary of State	16500	LeKhanh Daniel	Received	Received	
Speech-Language, Board of Examiners for	833428	Sandy Leybold	Received	Received	
Tax Practitioners, State Board of	11900	Marika Dwyer	Received		Received
Transportation, Dept. of	73000	Glenn Packard	Received	Received	Received
Veterans' Affairs, Dept. of	27400	Bruce Craig	Received		
Water Resources Department	69000	Dave MacMillan	Received	Received	
Watershed Enhancement Board, Oregon	69100	Dave MacMillan	Received	Received	
Oregon Youth Authority	41500	Jerry Sevey	Received		

Note: DAS EISPD received IT Asset Inventory Reports from 57 agencies. Only 26 agency reports included an affirmative statement regarding the agency's compliance with all software license requirements. DAS EISPD will work with agency ITAM coordinators to improve agency reporting in this area for the 2009 inventory reporting cycle.

2008 IT Asset Inventory Report V1.11

Table 7 – Exception Request Summary

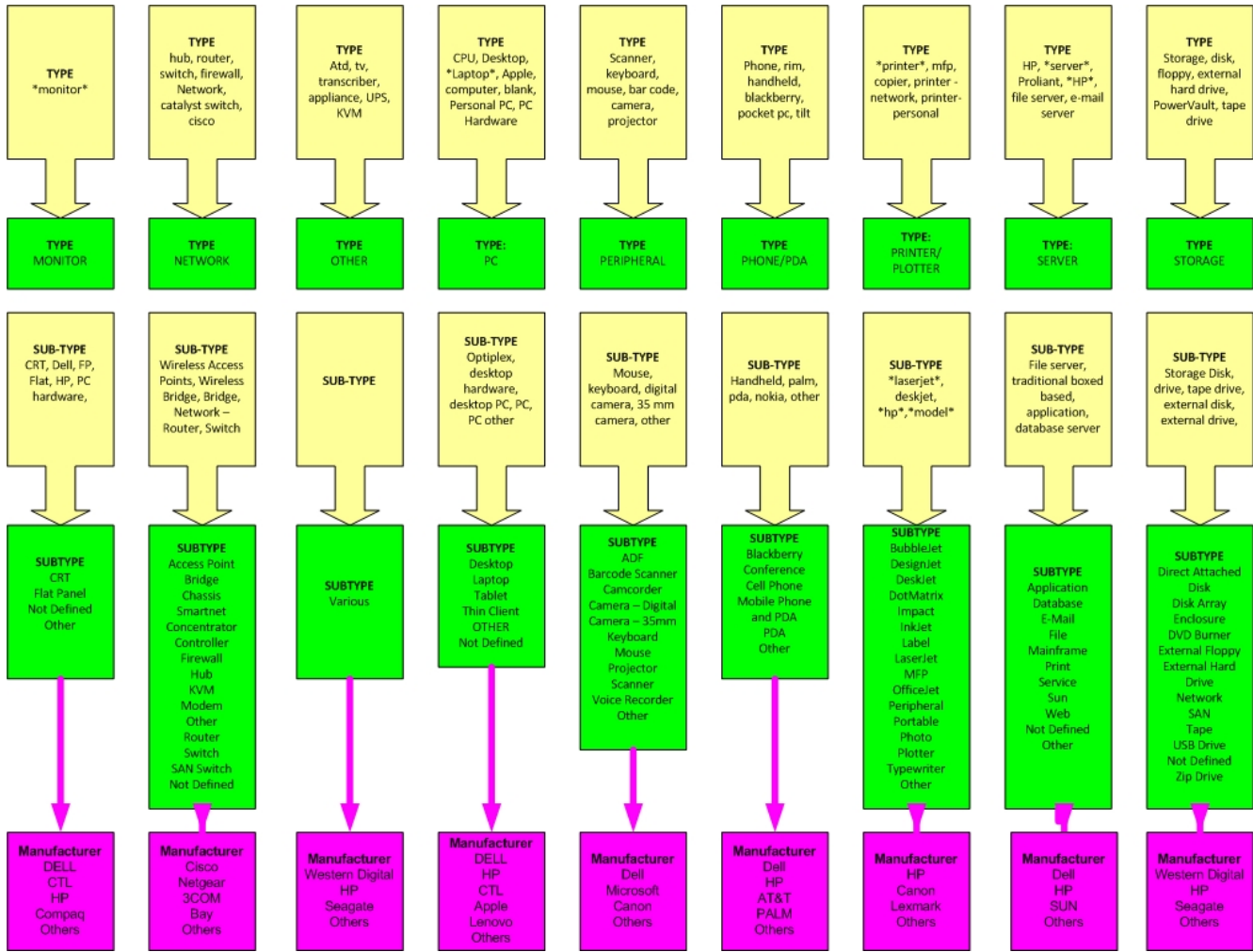
Per the [ITAM Policy Exception Process](#) - several agencies requested and received specific exceptions to the reporting of specific asset types or asset attributes required in the ITAM Policy #107-004-010. The exception requests can be categorized into four major groups related to: Printer, PC, Other assets, and a broader General category.

<u>Printer Assets</u>
Exception requests relating to: <ul style="list-style-type: none">▪ Reporting of purchase date information▪ Reporting on personal printers and Inkjet printers▪ Reporting on printers under a particular dollar threshold
<u>PC Assets</u>
Exception requests relating to: <ul style="list-style-type: none">▪ Reporting on PC assets that reached end-of-life▪ Reporting on PC assets that were in restricted or high security areas▪ Reporting on PC assets that manage control systems (fire, HVAC, radio, etc)▪ Reporting docking stations
<u>Other Assets</u>
Exception requests relating to: <ul style="list-style-type: none">▪ Reporting of model number for various Network Assets▪ Reporting the agency PDA inventory▪ Reporting on the flash/ thumb drive inventory▪ Reporting on PC Phones▪ Reporting on phone assets▪ Reporting on digital cameras▪ Reporting on monitors
<u>General Exception Requests</u>
Exception requests relating to: <ul style="list-style-type: none">▪ Exclusion of purchase date on reported assets▪ Exclusion of assets under a specific dollar threshold▪ Submission of the inventory report within the required timeframe

Note: Policy Exception requests will be reviewed and appropriate adjustments to the ITAM Policy and associated attachments will be considered prior to the 2009 inventory reporting cycle.

Figure 5 – ITAM Database Normalization

This figure illustrates the kinds of summarizations made to normalize the Statewide IT Asset Inventory database. This illustration is not intended to be an exhaustive list of specifics, but rather is meant to convey the approach taken. Each column aligns the Type (Yellow Box) with examples of the raw data received – to the Normalized Type (Green Box). A similar approach was used in normalizing Subtype information.



ITAM Resources

EISPD ITAM Website: http://www.oregon.gov/DAS/EISPD/ITIP/ITAM_index.shtml

IT Inventory/ Management Policy: <http://www.oregon.gov/DAS/EISPD/ITIP/docs/107-004-010.pdf>

ITAM Submission Schedule: http://www.oregon.gov/DAS/EISPD/ITIP/docs/ITAM_Submission_Schedule.pdf

ITAM Mandatory Attributes Table: http://www.oregon.gov/DAS/EISPD/ITIP/docs/ITAM_Inventory_Mandatory_Attributes.pdf

Inventory Definition Document: http://www.oregon.gov/DAS/EISPD/ITIP/docs/ITAM_Inventory_Definition_Document.doc