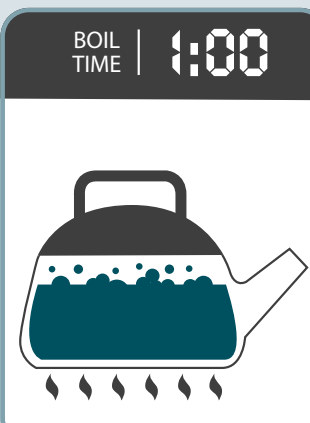
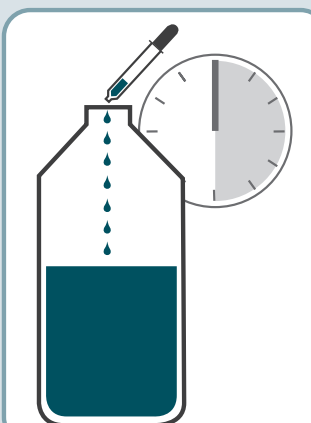
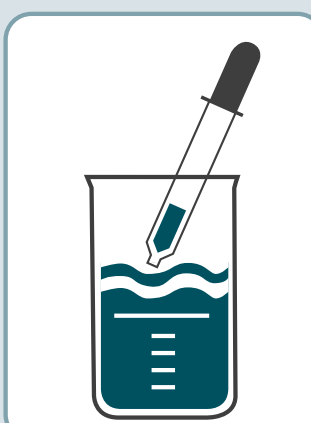


What to do when your well is flooded

If you think your well has been affected by flooding waters, EPA recommends the following first steps:

1. Stay away from the well pump while flooded to avoid electric shock.
2. Do not drink or wash from the flooded well to avoid becoming sick.
3. Get assistance from a well or pump contractor to clean and turn on the pump.
4. After the pump is turned back on, pump the well until the water runs clear to rid the well of flood water. If the water does not run clear, have your water tested.

		
<p>Boil</p> <p>Bring water to a rolling boil for 1 minute. Let it cool, and store it in clean containers with covers.</p>	<p>Chemically treat</p> <p>Add 1/8 teaspoon (or 8 drops) of regular, unscented, liquid household bleach for each gallon of water, stir it well and let it stand for 30 minutes before you use it. Store disinfected water in clean containers with covers.</p>	<p>Have water tested</p> <p>Have a professional service test the water to make sure the water is safe to consume.</p>

OR

AND

Drinking Water Services:
healthoregon.org/dwp

This document can be provided upon request in an alternate format for individuals with disabilities or in a language other than English for people with limited English skills. To request this publication in another format or language, contact the Public Health Division at 971-673-1222, 971-673-0372 for TTY.