

# The Oregon Medical Marijuana Program

Statistical Snapshot  
April 2017

Oregon  
Health  
Authority

PUBLIC HEALTH DIVISION  
Oregon Medical Marijuana Program

**OREGON MEDICAL MARIJUANA PROGRAM**  
**STATISTICAL SNAPSHOT**  
**APRIL, 2017**  
*(REVISED 03/22/2017)*



Oregon Medical Marijuana Program  
Analysis Unit  
PO Box 14450  
Portland, OR 97293-0450  
[www.healthoregon.org/ommp](http://www.healthoregon.org/ommp)

# OREGON MEDICAL MARIJUANA PROGRAM STATISTICAL SNAPSHOT APRIL 2017

## TABLE OF CONTENTS

<b>Patients, Caregivers, Growers and Grow Sites .....</b>	<b>2</b>
<b>Patients, Caregivers, Growers and Grow Sites by Oregon County.....</b>	<b>2</b>
<b>Patients, Caregivers and Growers Outside of Oregon.....</b>	<b>3</b>
<b>Patients by Age Range .....</b>	<b>3</b>
<b>Patients, Caregivers and Growers by Gender .....</b>	<b>3</b>
<b>Patients by Condition.....</b>	<b>4</b>
<b>Minor Patients .....</b>	<b>4</b>
<b>Caregivers with Multiple Patients .....</b>	<b>5</b>
<b>Growers with Multiple Patients .....</b>	<b>5</b>
<b>Patients per Grow Site Address .....</b>	<b>6</b>
<b>Larger Grow Site Addresses .....</b>	<b>6</b>
<b>Grow Site Addresses Transferring to the OLCC.....</b>	<b>6</b>
<b>Physicians Associated with Patients .....</b>	<b>7</b>
<b>Physicians by Total Patient Applications.....</b>	<b>7</b>
<b>Reduced Card Application Fee Eligibility by Year.....</b>	<b>7</b>
<b>Dispensaries and Processing Sites.....</b>	<b>8</b>
<b>Dispensaries by Oregon County.....</b>	<b>8</b>
<b>Processing Sites by Oregon County.....</b>	<b>8</b>
<b>Card Applications Received .....</b>	<b>9</b>
<b>Dispensary Applications Received.....</b>	<b>10</b>
<b>Processing Site Applications Received .....</b>	<b>10</b>
<b>Data Notes: .....</b>	<b>11</b>

## Patients, Caregivers, Growers and Grow Sites<sup>1</sup>

	Patients	Caregivers	Growers	Grow Sites
Mailing Address in OR	61,659	25,844	33,713	25,366
Mailing Address Outside OR	180	223	51	N/A
<b>Total</b>	<b>61,839</b>	<b>26,067</b>	<b>33,764</b>	<b>25,228</b>

## Patients, Caregivers, Growers and Grow Sites by Oregon County<sup>1</sup>

	Patients	Caregivers	Growers	Grow Sites
BAKER	199	78	123	100
BENTON	896	458	442	332
CLACKAMAS	4,246	2,105	2,412	1,977
CLATSOP	565	250	250	220
COLUMBIA	712	347	476	389
COOS	1,070	409	611	496
CROOK	353	171	198	181
CURRY	692	280	337	275
DESCHUTES	3,454	1,637	1,629	1,230
DOUGLAS	2,190	845	1,516	1,190
GRANT	108	57	59	51
HARNEY	73	< 50	< 50	< 50
HOOD RIVER	261	120	165	121
JACKSON	8,697	2,441	5,031	3,130
JEFFERSON	359	187	197	167
JOSEPHINE	6,165	1,566	4,245	2,797
KLAMATH	1,085	421	708	545
LAKE	117	< 50	74	62
LANE	6,697	2,638	3,687	2,954
LINCOLN	1,368	651	498	407
LINN	1,707	934	977	772
MALHEUR	460	222	327	258
MARION	3,296	1,640	1,651	1,315
MORROW	55	< 50	< 50	< 50
MULTNOMAH	9,311	4,379	4,151	3,052
POLK	918	482	550	436
TILLAMOOK	510	223	240	225
UMATILLA	401	202	274	219
UNION	361	165	192	171
WALLOWA	75	< 50	50	< 50
WASCO	325	199	232	209
WASHINGTON	3,870	2,085	1,691	1,294
YAMHILL	1,010	477	587	497
Combined total for GILLIAM, SHERMAN, & WHEELER	53	< 50	< 50	< 50
Outside of Oregon	180	223	51	N/A

## Patients, Caregivers and Growers Outside of Oregon

State	Patients	Caregivers	Growers
AK	0	3	0
AL	1	0	0
AR	0	1	0
AZ	0	5	0
CA	49	34	10
CO	0	4	0
FL	13	8	6
GA	0	3	0
HI	1	1	1
ID	17	25	9
IL	0	2	0
MA	0	1	0
MI	1	1	0
MN	1	1	1
MO	0	1	0
MT	0	1	1

State	Patients	Caregivers	Growers
NC	3	1	0
NE	1	0	0
NV	2	2	1
NY	7	5	2
OH	1	1	0
OK	1	0	0
PA	1	2	0
TN	0	1	0
TX	1	0	0
ND	6	3	0
UT	2	1	1
VA	0	1	0
WA	67	114	19
WI	4	1	0
WY	1	0	0
<b>Total</b>	<b>180</b>	<b>223</b>	<b>51</b>

## Patients by Age Range *(not all are 5-year increments)*

Patient Age Range	Count	Percentage
0 – 10	103	0.2%
11 – 15	80	0.1%
16 – 17	75	0.1%
18 – 20	909	1.4%
21 – 24	2,341	3.7%
25 – 29	4,746	7.5%
30 – 34	6,010	9.5%
35 – 39	6,338	10.0%
40 – 44	5,296	8.4%

Patient Age Range	Count	Percentage
45 – 49	5,263	8.3%
50 – 54	5,736	9.1%
55 – 59	7,427	11.8%
60 – 64	7,824	12.4%
65 – 69	6,290	10.0%
70 – 74	2,935	4.6%
75 – 79	1,056	1.7%
80 +	691	1.1%
<b>Total</b>	<b>63,120</b>	<b>100%</b>

## Patients, Caregivers and Growers by Gender

	Patients	Caregivers	Growers
Male	57%	54%	66%
Female	43%	46%	34%

## Patients by Condition<sup>2</sup>

Condition	Count of Reporting Patients	Percentage of Reporting Patients
Severe Pain	56,175	89.0%
Spasms	17,124	27.1%
Nausea	7,949	12.6%
PTSD	5,308	8.4%
Cancer	3,914	6.2%
Seizures	1,636	2.6%
Neurological	1,091	1.7%
Glaucoma	919	1.5%
Cachexia	860	1.4%
HIV/AIDS	522	0.8%

## Minor Patients

Minor Patient Age Range	Count
0 – 10	103
11 – 15	80
16 – 17	75
<b>Total</b>	<b>258</b>

Condition	Count of Reporting Minor Patients <sup>2</sup>	Percentage of Reporting Minor Patients
Seizures	111	43.0%
Severe Pain	97	37.6%
Neurological	46	17.8%
Spasms	45	17.4%
Nausea	40	15.5%
Cancer	20	7.8%
PTSD	19	7.4%
Cachexia	10	3.9%
Glaucoma, HIV/AIDS	0	0.0%

## Caregivers with Multiple Patients

A caregiver must be 18 years or older and one individual may be designated by multiple patients.

Caregivers per	Patient <sup>3</sup>
24,677	1
965	2
283	3
107	4
67	5
43	6
20	7
14	8
6	9
7	10
5	11
4	12
5	13
3	14
3	15
4	16
2	17
1	19
1	20
1	24
1	25
3	29
1	31
<b>26,223</b>	<b>29,412</b>
<i>No Caregiver</i>	<i>33,708</i>

“There are 24,677 caregivers with one patient each, 965 caregivers with two patients each ... there are three caregivers with 29 patients, and one caregiver with 31 patients. There are 33,708 patients with no caregiver designated.”

## Growers with Multiple Patients

A grower must be 21 years or older and one individual may grow for a maximum of four patients concurrently.

Growers per	Patient <sup>3</sup>
26,390	1
3,340	2
2,203	3
1,576	4
<b>33,509</b>	<b>45,983</b>
<i>No Grower</i>	<i>17,137</i>

“There are 26,390 growers growing for one patient each, 3,340 growers growing for two patients each, 2,203 growers growing for three patients each, and 1,576 growers growing for four patients each. There are 17,137 patients with no grower designated.”

## Patients per Grow Site Address<sup>4</sup>

Patients per <sup>3</sup>	Grow Site Address
1	16,711
2	4,249
3	1,389
4	1,001
5	657
6	532
7	396
8	266
9	58
10	33
11	16
12	13

Patients per <sup>3</sup>	Grow Site Address
13	11
14	5
15	9
16	7
17	2
20	1
21	1
23	2
69	1
92	1
<b>46,683</b>	<b>25,361</b>
<i>16,378</i>	<i>No Grow Site</i>

“There are 16,711 grow site addresses with one registered patient, there are 4,249 grow site addresses with two registered patients ... there is one grow site address with 69 registered patients, and there is one grow site address with 92 registered patients. There are 16,378 patients with no grow site address designated.”

## Larger Grow Site Addresses

Grow site addresses designated by 3 or more patients: **4,910**

Grow site addresses within city limits and zoned residential with an approved grandfather petition:

Grandfathered Plant Count	Approved Grow sites
18	30
24	150
<b>Total</b>	<b>180</b>

Grow site addresses outside city limits or within city limits and not zoned residential with an approved grandfather petition:

Grandfathered Plant Count	Approved Grow sites
60	11
66	7
72	8
78	7

Grandfathered Plant Count	Approved Grow sites
84	5
90	5
96	19
<b>Total</b>	<b>62</b>

## Grow Site Addresses Transferring to the OLCC

On 03/21/2017, the OMMP had notification of **464** grow site addresses approved by the Oregon Liquor Commission Control (OLCC).



## Physicians Associated with Patients

On 03/21/2017, there were **1,715** physicians associated with patients.

## Physicians by Total Patient Applications<sup>5</sup>

Patient Range Count	Count of Patients in Range	Physicians
1 - 449	15,549	1,689
≥ 450	47,534	26

“There are 1,689 physicians who are currently serving with between one and 449 patients, and account for 15,549 (25%) of applications. There are 26 physicians currently associated with 450 or more patients, and account for 47,534 (75%) of applications.”

## Reduced Card Application Fee Eligibility by Year<sup>6</sup>

	No Reduced Fee Eligibility	SNAP	OHP	SSI	VET
2012	59.6%	31.5%	2.5%	6.4%	N/A
2013	61.4%	27.6%	4.5%	6.5%	N/A
2014	56.1%	14.4%	22.5%	6.5%	0.5%
2015	56.0%	12.0%	25.1%	5.6%	1.2%
2016	52%	10%	25%	5%	8%
2017 Partial (1/17 - 2/17)	52%	9%	22%	6%	11%

## Dispensaries and Processing Sites

Dispensaries	93
Processing Sites	61

### Dispensaries by Oregon County<sup>7</sup>

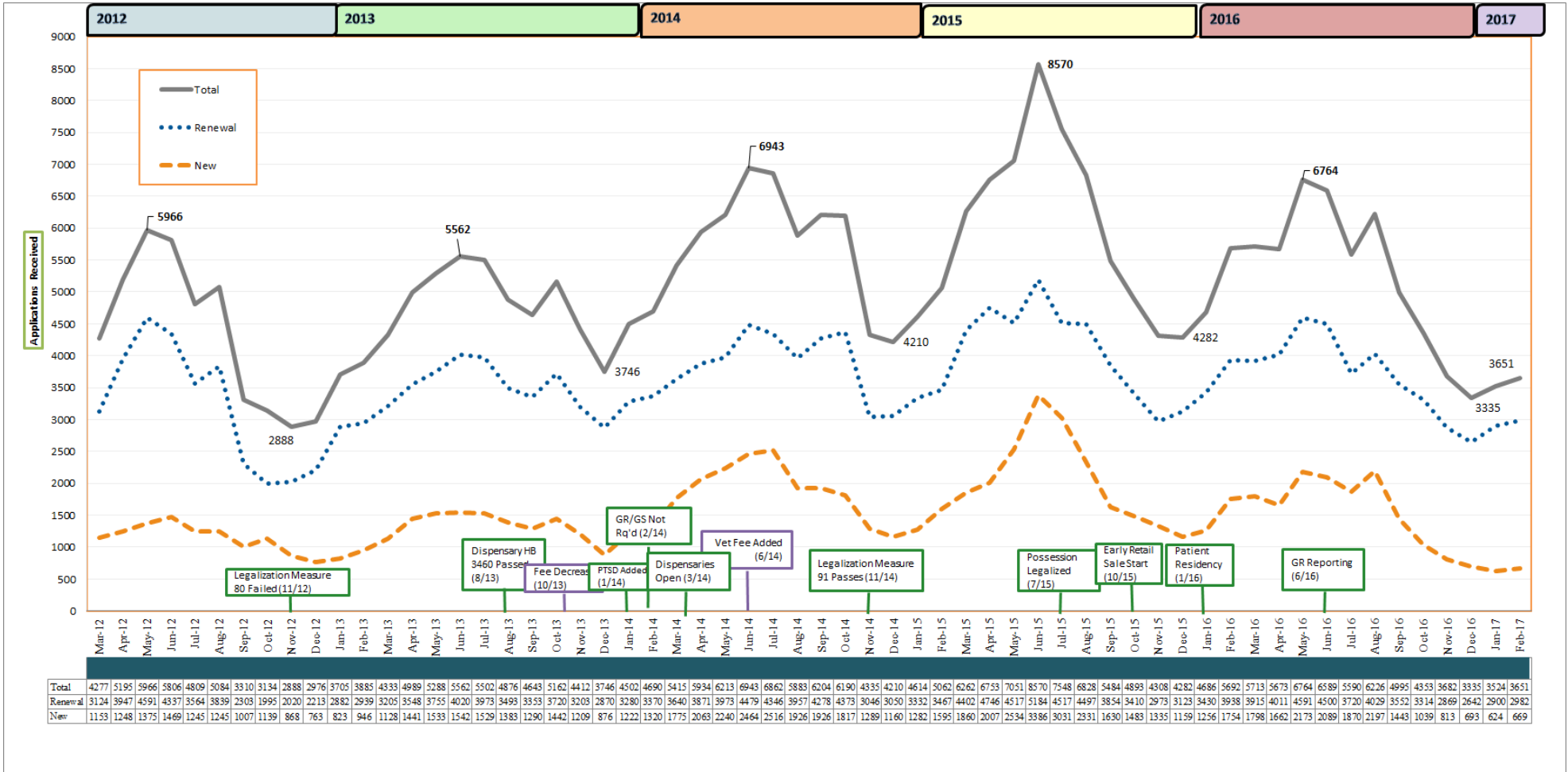
CLACKAMAS	4
CLATSOP	2
COLUMBIA	2
CROOK	1
CURRY	2
DESCHUTES	3
DOUGLAS	1
HOOD RIVER	1
JACKSON	6
JEFFERSON	1
JOSEPHINE	3
KLAMATH	1
LANE	9
LINCOLN	2
LINN	4
MALHEUR	2
MARION	5
MULTNOMAH	31
POLK	1
UNION	2
WASHINGTON	8
YAMHILL	2
<b>TOTAL</b>	<b>93</b>

### Processing Sites by Oregon County<sup>8</sup>

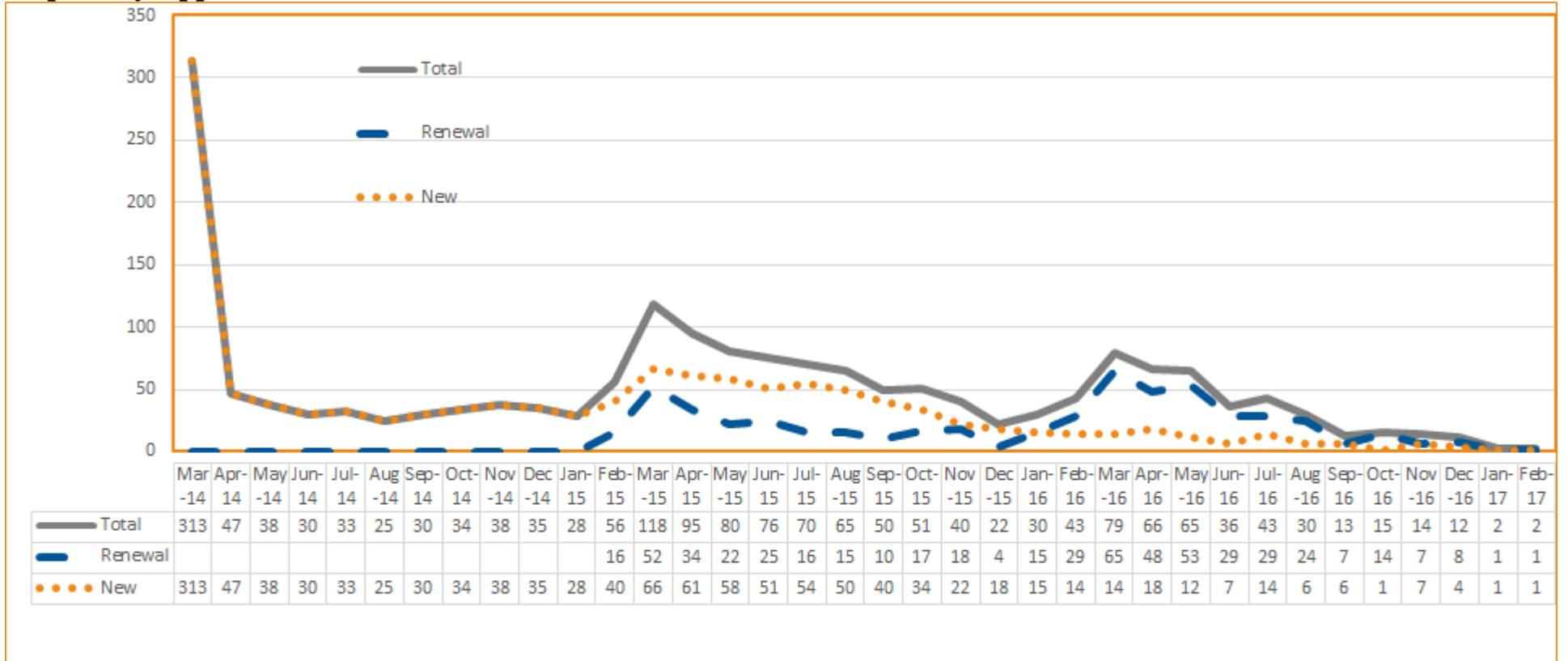
BENTON	3
CLACKAMAS	2
CLATSOP	1
CROOK	1
DESCHUTES	5
DOUGLAS	1
JACKSON	9
JOSEPHINE	7
LANE	7
LINCOLN	1
MARION	4
MULTNOMAH	15
POLK	1
WASHINGTON	3
<b>TOTAL</b>	<b>61</b>

Until April 1, 2017, processing sites registered with the Oregon Health Authority or that have submitted a complete application may accept and make transfers of marijuana and cannabinoid products. These numbers include both those that are registered and those with a complete application. Three processing sites have received registration, one each in Josephine, Multnomah and Washington Counties.

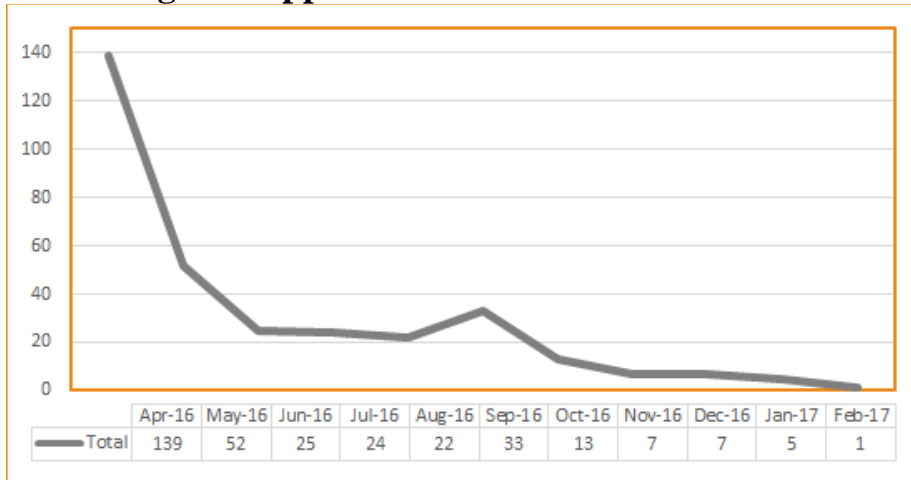
# Card Applications Received



## Dispensary Applications Received



## Processing Site Applications Received



## Data Notes:

- <sup>1</sup> Participant counts are based on unique combinations of person, role (patient, caregiver, grower) and mailing address county. If one person is the caregiver for three patients and has a mailing county of Multnomah on all three patient applications, he or she would be counted once as a caregiver in Multnomah County. If one person is a caregiver for three patients and has Multnomah as a mailing address on one patient application and Clackamas on the other two patient applications, he or she would be counted once as a caregiver in Multnomah County, and once as a caregiver in Clackamas County.  
Grow site address counts are based on unique addresses (street address and county). If one address is designated as the grow site for three patients, it will be counted once.  
If a participant or grow site does not have a county designated, it will not be counted.
- <sup>2</sup> Conditions are not mutually exclusive; one patient may report one or more conditions. Used Patients by Age Range total to obtain percentage.
- <sup>3</sup> Patient count obtained by multiplying the number of patients by the number of caregivers, growers or grow site addresses, as applicable, and summing up the total. Used Patient by Age Range total to obtain patients without caregivers or growers.
- <sup>4</sup> Count may include duplicate grow site addresses. OMMP Grow site addresses were migrated to a new database (OMMG) in 02/2016. An initial deduplication of addresses was deployed in 10/2016 which consolidated exact duplicate addresses and patient counts.
- <sup>5</sup> Count may include duplicate patients if a patient has both active cards and a pending renewal application.
- <sup>6</sup> OMMP application fee types and current amounts are as follows:
- “No Reduced Fee”: No reduced fee proof is submitted with the application. Fee is **\$200**.
  - “SNAP”: Acceptable Oregon Supplemental Nutrition Assistance Program proof is submitted with the application. Fee is **\$60**.
  - “OHP”: Acceptable Oregon Health Plan proof is submitted with the application. Fee is **\$50**.
  - “SSI”: Acceptable Supplemental Security Income proof is submitted with the application. Fee is **\$20**.
  - “VET”: Proof of having served in the US armed forces is submitted with the application. Fee is **\$20**.
- <sup>7</sup> Count compiled on 03/22/2017 from:  
<http://public.health.oregon.gov/DiseasesConditions/ChronicDisease/MedicalMarijuanaProgram/Pages/dispensary-directory.aspx>
- <sup>8</sup> Until April 1, 2017, processing sites registered with the OHA or that have submitted a complete application may accept and make transfers of marijuana and cannabinoid products. These numbers include both those that are registered and those with a complete application. Three processing sites have received registration, one each in Josephine, Multnomah and Washington Counties. Compiled on 03/22/2017 from:  
<http://public.health.oregon.gov/DiseasesConditions/ChronicDisease/MedicalMarijuanaProgram/Pages/processors-pending.aspx>

*Statistics compiled 03/21/17 and 03/22/17*

*There will be natural fluctuations in statistical totals due to workflow and timing of compilation.*



PUBLIC HEALTH DIVISION

Oregon Medical Marijuana Program, Analysis Unit

PO Box 14450

Portland, OR 97293-0450

Phone: 971-673-1234

[www.healthoregon.org/ommp](http://www.healthoregon.org/ommp)