



LGBTQ+

Older Adult Survey Report

Factsheet



September 2021 Karen Fredriksen Goldsen, PhD Hyun-Jun Kim, PhD

Oregon is experiencing steady growth among the older adult population, with increasing diversity. LGBTQ+ older Oregonians are at heightened risks of economic disadvantages, social disconnectedness, and health disparities, yet most display resilience.

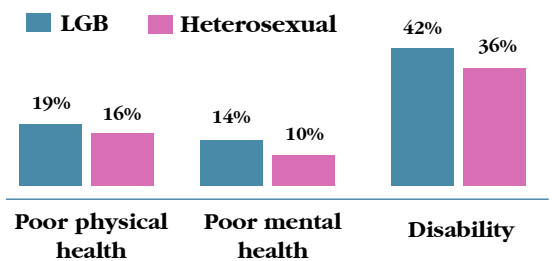
HEALTH DISPARITIES REVEALED

3.4% of Oregonians aged 55 and older identify as lesbian, gay, and bisexual (LGB). They are more likely than their heterosexual peers to:

- » Live at or below 200% federal poverty level
- » Not be married or partnered
- » Live alone

**2013 - 2018 Behavioral Risk Factor Surveillance System.*

Results from Oregon BRFSS*

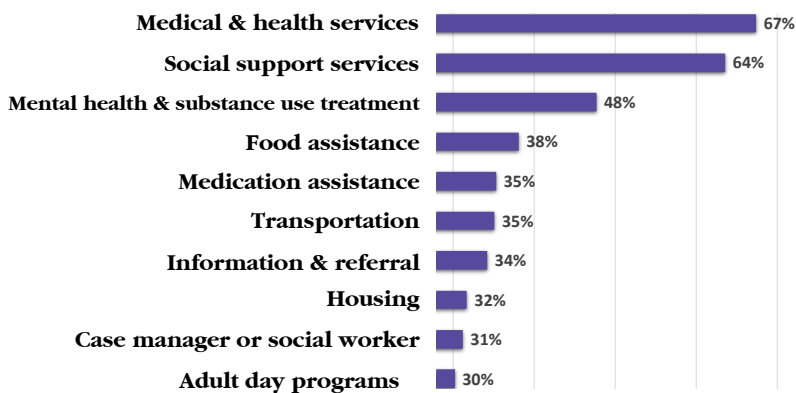


The average number of chronic conditions for LGB older adults (M = 1.8) is also higher than heterosexual peers (M = 1.7).

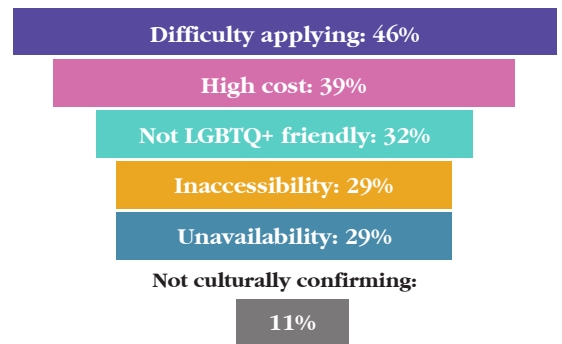
NEEDS AND STRENGTHS OF LGBTQ+ OREGONIANS AGED 55 AND OLDER

Results from Community-Based Survey*

Participants endorsed the following as most needed services:



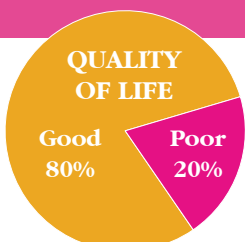
54% of participants have unmet services needs. Major barriers include:



**Survey data collected in 2021 from 1,402 LGBTQ+ (lesbian, gay, bisexual, trans, queer, Two Spirit, non-binary, or sexual or gender diverse) adults aged 55 and older residing in Oregon.*

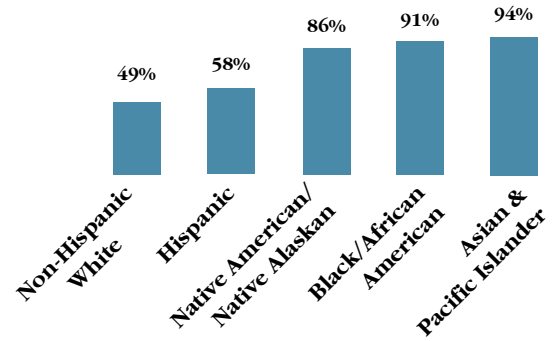
HARD HIT BY COVID-19: More than half of participants reported needing COVID-19 related services during the pandemic, with only one-third using these services. There was a decrease in the use of social support programs, adult day programs, and transportation services.

STRENGTHS AND RESILIENCE



Nearly three-quarters (72%) of participants bounce back quickly after hard times. More than 70% have three or more people they can count on for social and emotional support. Over 40% attend faith, spiritual, or religious services. In the face of COVID-19, many learned new skills. More than half learned how to use a new technology (e.g. device, application, or computer program) in response to COVID-19.

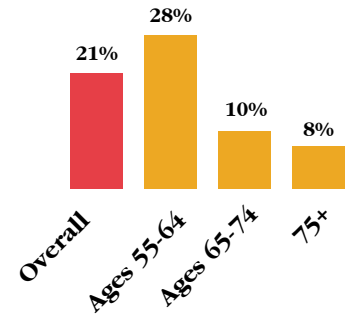
Six out of 10 participants experienced discrimination in the past year. Nearly 60% in public places, more than one-quarter in employment, and nearly one-quarter in residential settings or care and health services. Highest rates are among participants of color. High rates are also found among gay men (69%) and transgender older adults (64%).



RISKS

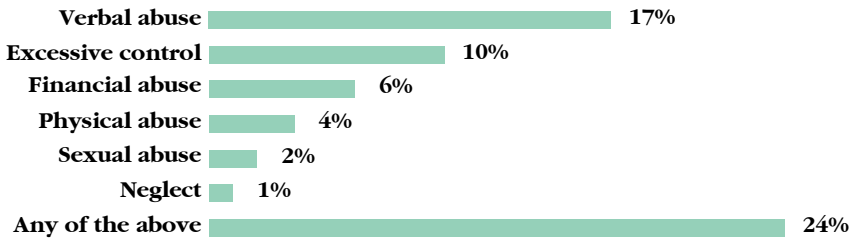
Rates of Suicidal Ideation in the Past Year by Age Group

Elevated risks of suicidal ideation are a particular cause for concern among gay men, younger participants, those with lower incomes, Black/African Americans, Asian and Pacific Islanders, Native American/Alaska Natives, and those living in frontier areas. High rates of smoking and binge drinking are found among gay men, those aged 55-64, those with lower income, Black/African Americans, Asian and Pacific Islanders, and Native American/Alaska Natives.



ELDER ABUSE

Rates of Elder Abuse in the Past Year



Most often committed by a stranger, family member, and intimate partner. Most did not report the abuse due to distrust of authorities (26%), feeling ashamed (20%), lack of knowledge (16%), and fear of having to disclose their identity (16%).

ECONOMIC AND HOUSING INSTABILITY

Difficulty paying bills

19%

Worry over money for meals

28%

Two-thirds experience housing instability. Participants of color experience heightened risks of financial and housing instability, high rates of having household incomes at or below 200% federal poverty level, fewer financial assets, and higher unemployment rates compared to non-Hispanic Whites. Participants living in frontier areas and those living with HIV are also at heightened risks of financial instability.

View the full report online:
goldseninstitute.org/oregonreport

MOVING FORWARD

It is critical to address the growing needs of LGBTQ+ adults. It will be important for communities, policymakers, key stakeholders, and those in all levels of government to collaborate for policy change and fulfill identified needs for additional programs, services, and new research initiatives. Implementing culturally inclusive services and engaging in state, local, and federal planning processes is also greatly needed.