

# 2022 REPORT

## Serving Oregon, Alaska & Guam



In 2022, the Oregon Poison Center managed 48,535 cases from residents, healthcare providers and others throughout our service area. Of these, 43,555 cases were about people coming into contact with dangerous or potentially dangerous substances (“exposures”).

### Who called the poison center in 2022?

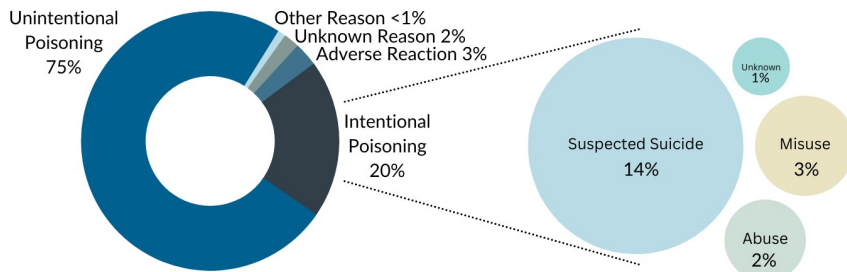
75% of calls came from people in Oregon, 14% of calls came from people in Alaska, and <1% came from people in Guam and other nearby islands. The remaining calls managed by the Oregon Poison Center came from callers outside of our service area. The counties with the highest volume of calls in 2022 include: Multnomah, Washington, Lane, Clackamas, and Marion Counties in Oregon, followed by Anchorage County in Alaska, respectively.

In 2022, 56% of calls to the Oregon Poison Center were about exposures or possible exposures in children and teens under the age of 19. The remaining 44% of calls were about adults. Most poison exposures were accidents, or unintentional poisonings (75%). Adverse reactions to drugs and food made up 3% of calls, unknown reasons made up 2% and other reasons made up <1% of calls. 20% of calls in 2022 were intentional; attributed to suspected suicide, misuse and abuse and other intentional—unknown reasons.




A kitchen cabinet is secured with a child safety lock as an infant explores the kitchen in the background.

### 2022 Exposures, by Reason



### Keeping patients at home, out of hospitals



An mother admires her toddler. 40% of calls to the Oregon Poison Center in 2022 were about children under 6 years old.

In 2022, the Oregon Poison Center kept 93% of home callers calling about accidental exposures, at home and out of hospitals. Our expert treatment advice saves families money and reduces the burden on the healthcare system. Managing cases safely at home saves millions of dollars in unnecessary health care costs compared with managing patients in a health care facility. The poison center played a key role in keeping people out of hospitals who didn't need to be there in the fall of 2022, when hospitalizations due to the triplememic of flu, COVID and RSV pushed area hospitals to capacity.

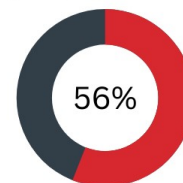
### Be prepared for a poison emergency

Scan the QR Code and save the Poison Help Hotline as a contact in your phone. Share the contact with a friend, family member or caregiver and be prepared for a poison emergency, today.



### 2022 Exposures, by Age

Children <=19



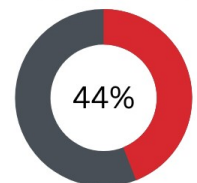
Child, <=5  
40%

Child, 6-12  
6%

Teen, 13-19  
9%

\*Child, unknown age, <1%

Adults >= 20



Adult, 20-49  
25%

Adult, 50-79  
13%

Adult, >80  
2%

\*Adult, unknown age, 4%

## Substances involved with calls to the poison center

Top Exposure Categories by Age, 2022								
	Total/All Ages		Children <=5		Children/Teens 6-19		Adults Age >=20	
Rank	Substance	Exposure Count	Substance	Exposure Count	Substance	Exposure Count	Substance	Exposure Count
1	Analgesics	6,651	Cleaning substances (household)	1,776	Analgesics	1,573	Analgesics	3,335
2	Cleaning substances (household)	3,539	Cosmetics/personal care products	1,741	Antidepressants	899	Antidepressants	2,116
3	Antidepressants	3,263	Analgesics	1,721	Antihistamines	660	Cardiovascular drugs	2,021
4	Cosmetics/personal care products	2,781	Dietary supplements/herbals/homeopathic	1,308	Stimulants and street drugs	482	Sedative/hypnotics/antipsychotics	1,871
5	Cardiovascular drugs	2,686	Foreign bodies/toys/miscellaneous	1,279	Cardiovascular drugs	358	Alcohols	1,573

## Cases managed in health care facilities

Cases managed in a health care facility tend to be more serious and require emergency medical treatment. These patients may be referred to the health care facility by the poison center. Alternatively, they may have gone to the healthcare facility on their own or by ambulance. In all of these cases, the poison center gave treatment advice to EMS and hospital health care providers caring for the poisoned patient. Exposures managed in health care facilities in 2022 involved the following major substance categories: analgesics (3,941), antidepressants (2,292), sedative/hypnotics/antipsychotics (1,785), alcohols (1,435), cardiovascular drugs (1,351), antihistamines (1,222), stimulants and streets drugs (983) and anticonvulsants (897), among others. The most common individual substances involved with health care facility cases were alcohol (beverage), adult formulation acetaminophen, atypical antipsychotic, ibuprofen and benzodiazepine. While fatalities from poisonings are rare, a small number occur each year. Analgesics, cardiovascular drugs, antidepressants and alcohols, among others, were the substances most commonly involved with poisoning deaths in 2022.

## Trend watch: fentanyl

In 2022, 358 prescription and nonprescription fentanyl cases were managed by the Oregon Poison Center; a 220% increase from 2021 and a 985% increase from 2020. Adult exposures made up 90% of these cases, with the majority occurring in adults aged 20-39. There were 46 pediatric cases reported to the Oregon Poison Center in 2022.

Fentanyl, a highly addictive synthetic opioid that is 50 to 100 times stronger than morphine, is intended to treat intense pain. Illicit use of the substance has exploded in recent years and communities across our service area are experiencing a surge of

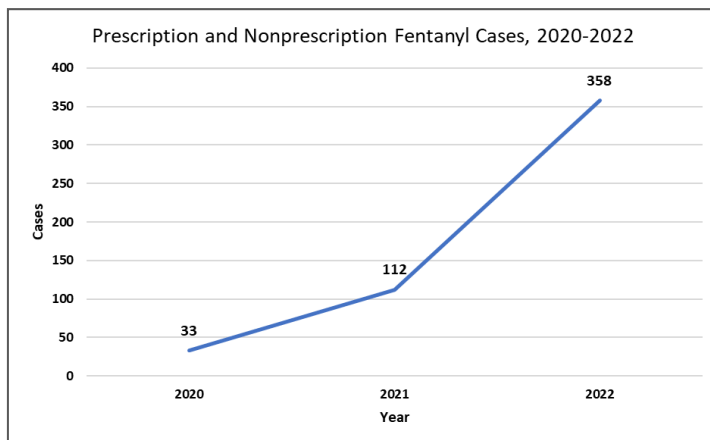
overdoses in teens and adults.

Pills meant to mimic

oxycodone tablets may contain illicitly manufactured fentanyl or other harmful contaminants.

These counterfeit pills may be difficult to distinguish from legitimate prescription drugs and are especially dangerous because of their unknown contents. Unlike prescription pills, the amount of fentanyl may vary from pill to pill – and the amount in a single pill can be deadly for some people. In addition to fentanyl, these pills may contain a variety of other medicines, including fentanyl analogs, sedatives and anesthetics that may cause overdose. The presence of fentanyl in fake pills is impossible to detect unless it is tested.

Local high profile cases of accidental teen overdose have prompted health agencies, schools and other advocates to warn parents and teens about the risk of purchasing pills from strangers, online, from friends or anyone else who is not their doctor. Visit our [website](#) for more information and resources to keep your teen safe.



A line graph shows 985% increase in fentanyl cases since 2020.



This social media graphic is part of the "Know the Risk" fentanyl awareness campaign developed for teens and families.