



Oregon

Kate Brown, Governor



550 Capitol St. NE
Salem, OR 97301
Phone: 503-378-4040
Toll Free: 1-800-221-8035
FAX: 503-373-7806
www.oregon.gov/energy

AGENDA

Energy Advisory Work Group

Wednesday, June 20, 2018

2:00 p.m. to 4:00 p.m.

Meitner Conference Room

Welcome and Agency Update	Janine Benner	15 min
2019-2021 Budget Overview for the Programs and Activities of each Division	Blake Johnson	10 min
Administrative Services Division Overview & Budget	Blake Johnson	10 min
Energy Development Services Division Overview & Budget	Blake Johnson	10 min
Nuclear Safety & Emergency Preparedness Division Overview & Budget	Ken Niles	15 min
Energy Siting Division Overview & Budget	Todd Cornett	15 min
Energy Planning & Innovation Division Overview & Budget	Alan Zelenka, Jessica Reichers, Warren Cook	20 min
Comments/Questions from Work Group	All	20 min
Closing Comments	Janine Benner	5 min

Items and times listed on the agenda are approximate and may change.



Oregon

Kate Brown, Governor



550 Capitol St. NE
Salem, OR 97301
Phone: 503-378-4040
Toll Free: 1-800-221-8035
FAX: 503-373-7806
www.oregon.gov/energy

MEMORANDUM

To: Energy Advisory Work Group Members

From: Janine Benner, Director

Date: June 14, 2018

Re: Review Materials for June 20 Meeting

As you prepare for next week's Energy Advisory Work Group meeting, please see the attached agenda and budget materials, which are further described below. The main topic for the June 20 meeting is the Department of Energy's 2019-2021 Biennial Budget. At the meeting, EAWG members will be given an opportunity to further review and make recommendations on ODOE's draft budget proposal.

Attached to this memo you will find:

1. An overview of the agency's **draft** current service level (CSL) budget and operating budget. The CSL includes the costs of continuing to administer the legislatively approved programs in the next biennium.
2. A bar graph representing the agency's overall budget from 2009-the present draft CSL.
3. A spreadsheet including funding levels for each of the Department's five program divisions with an estimate of the percentage of each program's funding that comes from the Energy Supplier Assessment.
4. An overview of how the 2017-2019 Legislatively Approved Budget (LAB) is funded (the projection for 2019-2021 CSL is still in development).
5. A brief description of the policy option packages under consideration.

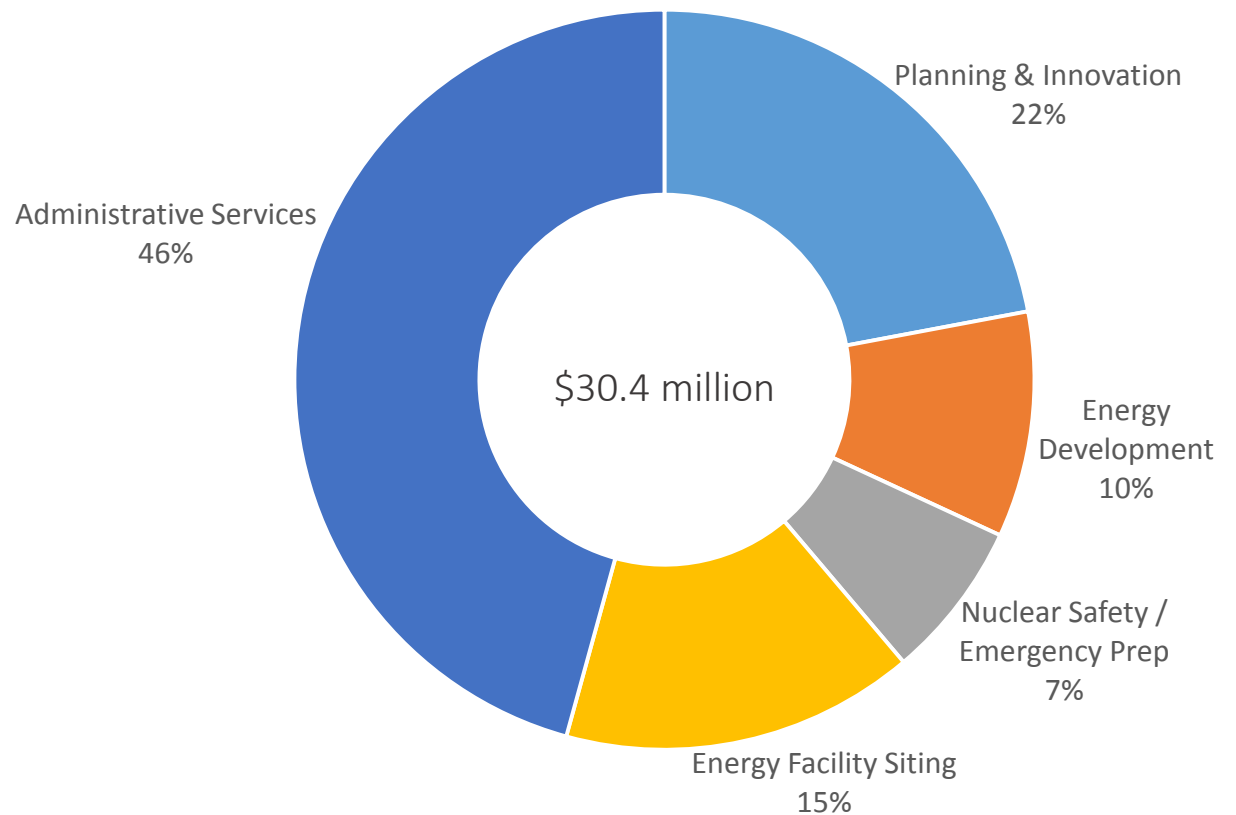
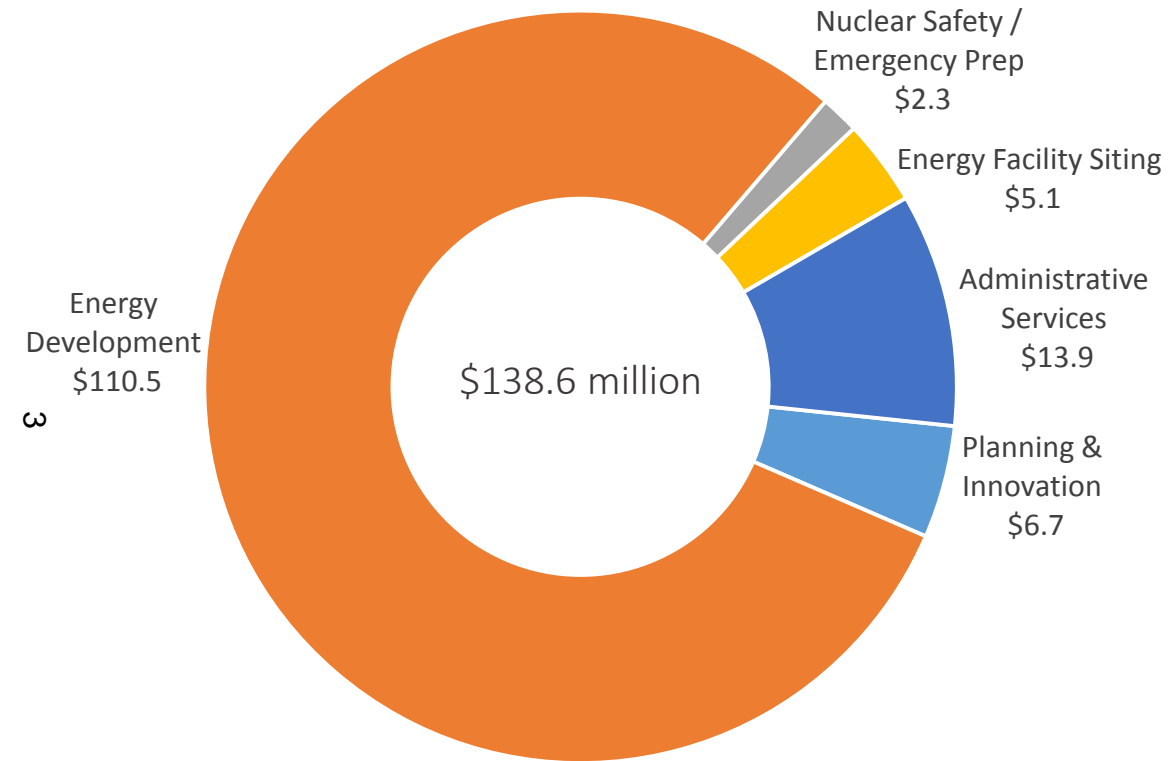
At next week's meeting, the agency's Chief Operating Officer and the division administrators will provide details on each program division's budget, including changes from this biennium and activities that each program division anticipates undertaking the next biennium. We look forward to answering any questions that you might have and hearing feedback on our existing budget and especially on the potential policy option packages that would add additional resources and capacity to our existing team.

I look forward to seeing you next week. In the meantime, please don't hesitate to reach out with questions. If you cannot make the meeting next week, be assured that any additional materials presented at the meeting will be shared with this group via email. EAWG members are also invited to a public meeting with representatives of energy resource suppliers at which the agency will provide a summary of the 2019-2021 budget, including a full accounting of the projected revenue needed to fund each department program or activity and the projected allocation of moneys derived from the energy supplier assessment. This meeting is scheduled for July 18, 2:00 – 4:00 p.m., and will be preceded by an open house from 1:00 – 2:00 p.m.

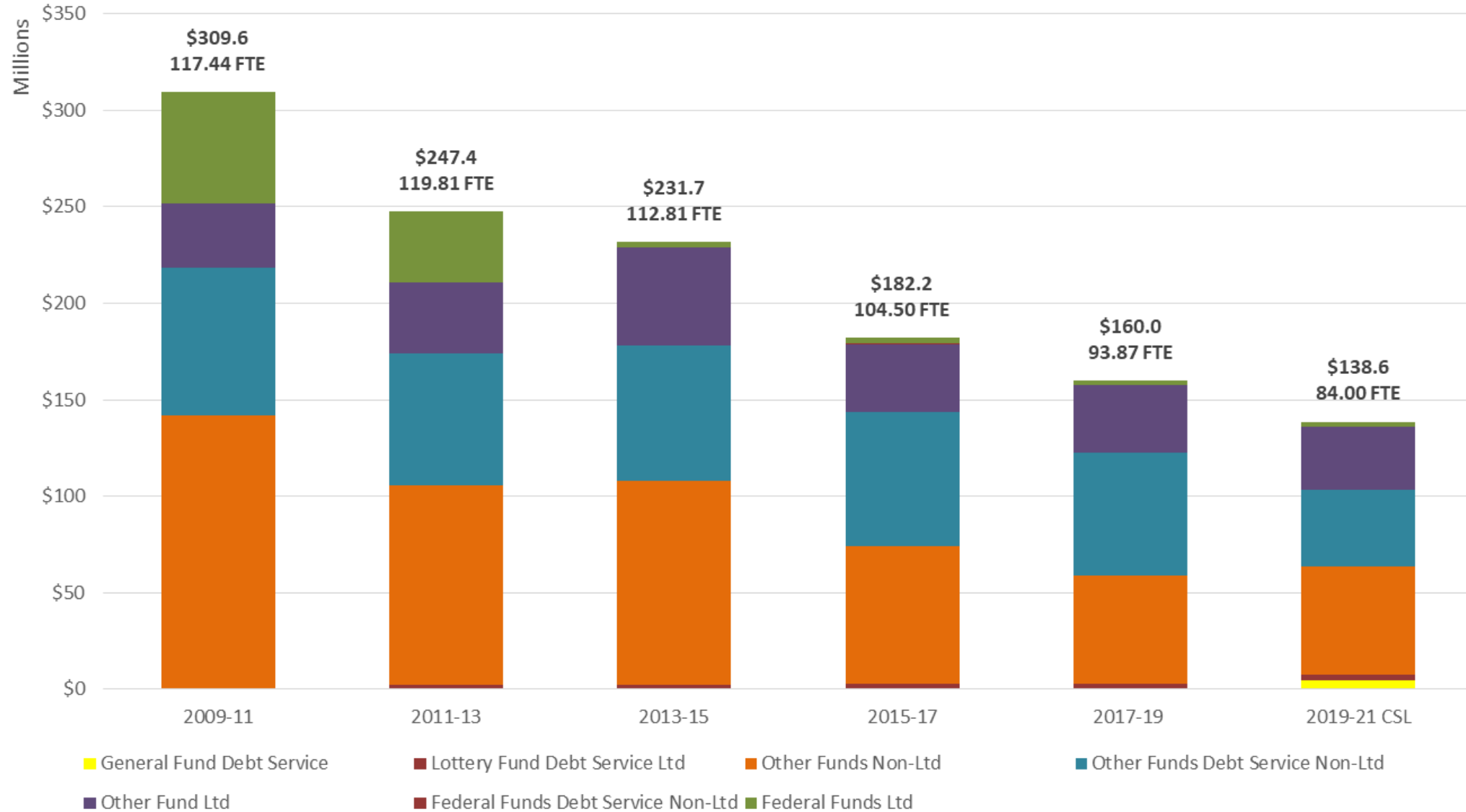
Developing ODOE's 2019-21 Budget

Draft 2019-21 Agency-wide CSL

Draft 2019-21 Agency Operating CSL



History of ODOE's Biennial Budgets



Developing ODOE's 2019-21 Agency Request Budget

Draft 2019-21 Agency-wide Current Service Level Budget

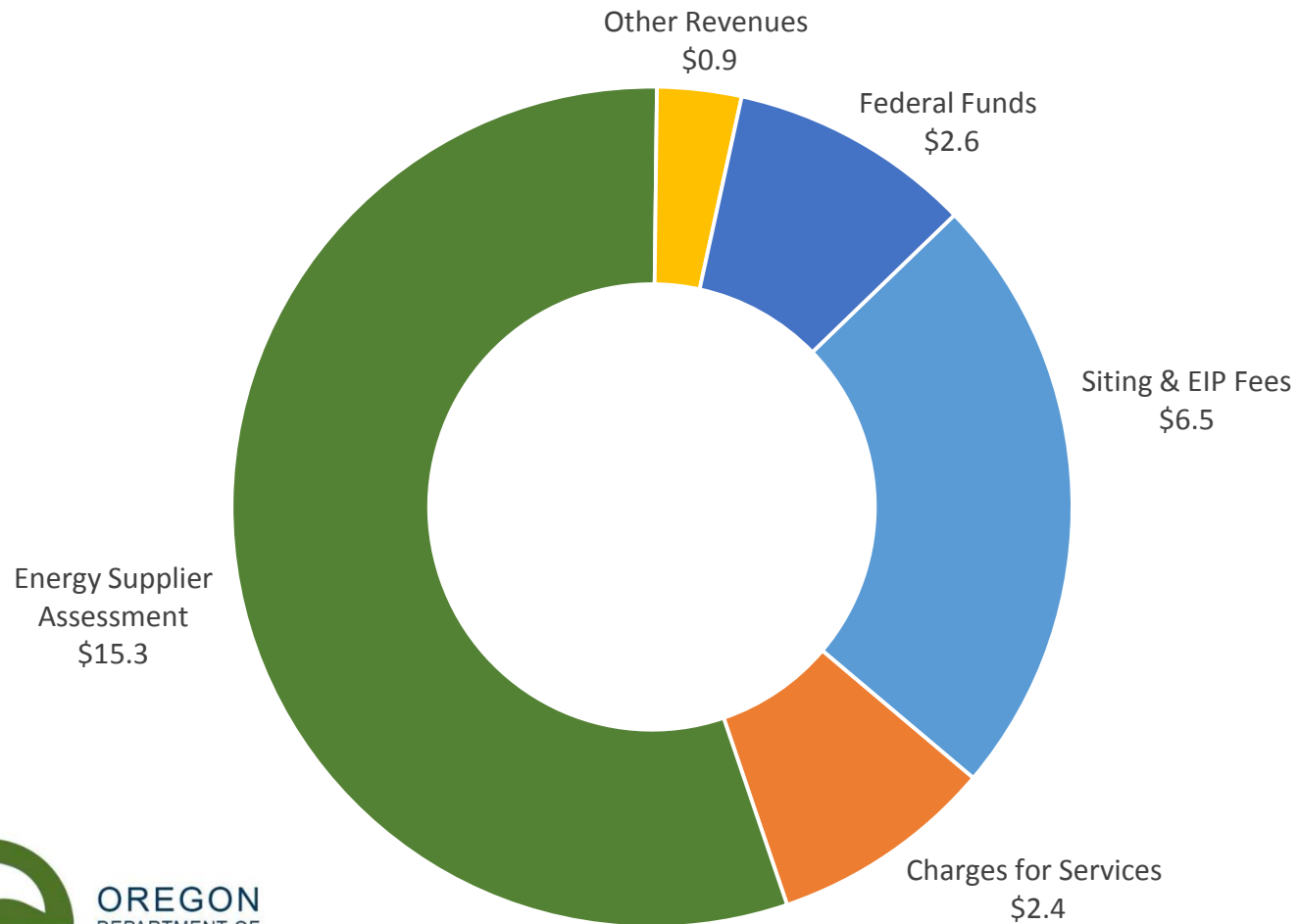
Program	Sub-Program	2015-17 Actuals	2017-19 LAB	2019-21 CSL	Approximate %ESA
Administrative Services	Director's Office	\$ 4,153,861	\$ 5,048,354	\$ 3,979,089	83%
	Central Services	7,214,107	9,163,600	9,953,491	40%
	Total Admin Services Program	11,367,968	14,211,954	13,932,580	
	FTE	37.50	40.12	37.00	
Energy Development Services	Small Scale Energy Loan Program	127,156,572	120,410,716	101,709,593	0%
	Energy Efficiency Financing	3,461,248	5,338,670	3,028,408	0%
	Energy Incentive Programs	4,388,750	7,373,988	5,847,487	10%
	Total EDS Program	135,006,570	133,123,374	110,585,488	
	FTE	25.66	14.25	7.00	
Nuclear Safety & Emergency Preparedness	Hanford/Nuclear Oversight	1,394,593	1,406,235	1,357,301	7%
	Nuclear Emergency Preparedness	235,041	576,926	342,217	0%
	Non-Nuclear Emergency Preparedness	286,925	138,205	418,266	40%
	Radioactive Waste Transportation	173,127	129,336	211,207	0%
	Total Nuclear Program	2,089,686	2,250,702	2,328,991	
FTE	6.00	6.00	6.00		
Energy Siting	Large-Scale Energy Facility Siting	1,396,735	2,730,128	2,782,262	1%
	Monitoring	269,617	283,553	286,272	0%
	Federal Siting Coordination	27,337	4,273	121,384	100%
	Energy Facility Siting Council	1,464,759	1,711,311	1,877,531	62%
	Total Siting Program	3,158,448	4,729,265	5,067,449	
FTE	12.00	11.00	11.00		
Energy Planning & Innovation	Energy Efficiency & Conservation	2,625,337	2,924,603	3,173,714	47%
	Energy Technology & Policy	2,567,637	3,235,270	3,573,690	98%
	Total P&I Program	5,192,974	6,159,873	6,747,404	
FTE	23.00	22.50	23.00		
Agency Total		\$ 156,815,646	\$ 160,475,168	\$ 138,661,912	
FTE		104.16	93.87	84.00	

June 18, 2018



Funding ODOE's 2017-19 Budget

ODOE's 2017-19 Legislatively Approved Budget



- Chart shows 2017-19 revenues excluding SELP
- We expect 2019-21 funding to look similar, with the exception of EIP fees, which will decrease
- Final revenue numbers will be calculated by and shared at the July public budget meeting

DRAFT 2019-21 Biennium Oregon Department of Energy Policy Option Packages

Administrative Services

PROJECT-SPECIFIC THIRD-PARTY STUDIES – \$200,000. Funding would be used to contract with an outside firm or firms for studies, research, and analysis services when necessary to supplement existing ODOE resources. Funding would be at the discretion of the director and could be used by any division for anticipated and unanticipated programmatic needs. Existing agency projects, such as the Biennial energy Report and the Renewable Natural Gas Inventory, are being completed with existing staff resources. However, both projects will likely identify additional areas of study that would benefit the state and that could require specific third party expertise.

INTERNSHIPS – \$50,000. The State of Oregon has taken steps over the last few years to formalize and support internship opportunities at state agencies. Paid internship opportunities are a more accessible career pathway for young professionals and will help ODOE support broader state goals related to equity and inclusion. This funding would help support up to three ODOE interns per year.

Planning and Innovation

1 FTE P&I POSITION – Approximately \$300,000. Add a Research Analyst to assist the Planning and Innovation Division and the Director's Office with data research, compilation, and analysis tasks in support of existing projects, programs, and work products. This position would also work to identify and fill agency data gaps and recommend improvements in data governance and processes to support the agency efficiently and effectively achieving project deliverables and goals.

Siting

2 FTE SITING POSITIONS – Approximately \$600,000. This funding would add two limited duration Utility and Energy Analysts. The recent increase in energy facility applications and amendments is expected to continue through the next biennium. These positions are needed to enable the agency to process and review applications and amendments within statutory timeframes.

Energy Development Services / Small-Scale Energy Loan Program

BOND AUTHORITY – no budget impact. Authority to issue Article XI-J General Obligation bonds granted through the 2019 Legislative Session bond bill will enable ODOE to issue bonds that fund Small-Scale Energy Loan Program loans. ODOE has had bond authority every biennium except for the current 2017 - 19 biennium. This package will have no impact on the budget, but will serve to make sure the issue is discussed during the 2019 Legislative Session.

2019-21 Biennium Dept of Energy 33000	2015-17 Actuals	2017-19 Leg Approved Budget	Summary of Base Adjustments	Essential Packages	2019-21 Current Service Level
33000-100-00-00-00000					
Energy Planning & Innovation					
3400 Other Funds Ltd	4,718,140	5,462,878	255,438	174,270	5,892,586
6400 Federal Funds Ltd	474,834	696,995	-8,009	165,832	854,818
TOTAL EXPENDITURES	\$5,192,974	\$6,159,873	\$247,429	\$340,102	\$6,747,404
AUTHORIZED POSITIONS	24	23	-	-	23
AUTHORIZED FTE	23.00	22.50	00.50	-	23.00
33000-200-00-00-00000					
Energy Development Services					
8030 General Fund Debt Svc			4,334,048		4,334,048
4430 Lottery Funds Debt Svc Ltd	2,980,489	3,023,630	-260		3,023,370
3200 Other Funds Non-Ltd	1,135,441	55,905,959	134,688		56,040,647
3230 Other Funds Debt Svc Non-Ltd	125,078,298	63,376,902	-23,388,831		39,988,071
3400 Other Funds Ltd	5,375,257	10,428,861	-450,337	-3,003,823	6,974,701
6230 Federal Funds Debt Svc NL		104,000			104,000
6400 Federal Funds Ltd	437,085	284,022	-143,728	-19,643	120,651
TOTAL EXPENDITURES	\$135,006,570	\$133,123,374	(\$19,514,420)	(\$3,023,466)	\$110,585,488
POSITIONS/FTE	26/25.66	17/14.25	-6/-3.25	-4/-4.00	7/7.00
33000-300-00-00-00000					
Nuclear Safety & Emergency Response					
3400 Other Funds Ltd	676,468	790,424	31,137	15,355	836,916
6400 Federal Funds Ltd	1,413,218	1,460,278	16,584	15,213	1,492,075
TOTAL EXPENDITURES	\$2,089,686	\$2,250,702	\$47,721	\$30,568	\$2,328,991
POSITIONS/FTE	6/6.00	6/6.00	-	-	6/6.00
33000-400-00-00-00000					
Energy Facility Siting					
3400 Other Funds Ltd	3,157,816	4,729,265	69,751	268,433	5,067,449
6400 Federal Funds Ltd	632				
TOTAL EXPENDITURES	\$3,158,448	\$4,729,265	\$69,751	\$268,433	\$5,067,449
POSITIONS/FTE	12/12.00	11/11.00	-	-	11/11.00
33000-500-00-00-00000					
Administrative Services					
3400 Other Funds Ltd	11,356,713	14,197,851	-13,556	-266,873	13,917,422
6400 Federal Funds Ltd	11,255	14,103	534	521	15,158
TOTAL EXPENDITURES	\$11,367,968	\$14,211,954	(\$13,022)	(\$266,352)	\$13,932,580
POSITIONS/FTE	37/37.50	40/40.12	-1/-1.27	-2/-1.85	37/37.00
33000-000-00-00-00000					
TOTAL AGNECY					
8030 General Fund Debt Svc			4,334,048		4,334,048
4430 Lottery Funds Debt Svc Ltd	2,980,489	3,023,630	-260		3,023,370
3200 Other Funds Non-Ltd	1,135,441	55,905,959	134,688		56,040,647
3230 Other Funds Debt Svc Non-Ltd	125,078,298	63,376,902	-23,388,831		39,988,071
3400 Other Funds Ltd	25,284,394	35,609,279	-107,567	-2,812,638	32,689,074
6230 Federal Funds Debt Svc NL		104,000			104,000
6400 Federal Funds Ltd	2,337,024	2,455,398	-134,619	161,923	2,482,702
TOTAL EXPENDITURES	\$156,815,646	\$160,475,168	(\$19,162,541)	(\$2,650,715)	\$138,661,912
POSITIONS/FTE	105/104.16	97/93.87	-7/-4.02	-6/-5.85	84/84.00